



ACICIS
Study Indonesia

Languages in VIC Secondary Schools

Liam Prince

May 2023



Number of VCE (Unit 4) enrolments in languages, by language, Victoria, 1994-2022

LANGUAGE	1994	1995	1996	1997	1998	1999	2000	2001	2002	2003	2004	2005	2006	2007	2008	2009	2010	2011	2012	2013	2014	2015	2016	2017	2018	2019	2020	2021	2022
Arabic	143	149	167	155	159	177	152	177	169	161	142	149	176	146	123	120	132	142	141	137	136	145	173	165	219	194	184	140	154
Chinese	1,120	1,015	929	1,049	1,020	1,202	1,453	1,680	2,060	2,464	2,905	2,633	2,606	2,619	2,760	3,190	3,048	3,037	3,016	2,928	2,985	3,172	3,075	3,296	3,162	2,687	2,463	2,120	
French	1,017	1,027	1,015	1,086	1,243	1,272	1,297	1,302	1,369	1,515	1,546	1,561	1,672	1,774	1,880	1,725	1,790	1,772	1,874	1,830	1,836	1,729	1,721	1,776	1,731	1,644	1,660	1,641	1,492
German	614	605	669	709	741	749	774	874	848	786	853	798	777	760	733	705	700	701	694	669	669	652	616	615	601	575	527	536	412
Indonesian	502	493	648	765	800	869	980	1,044	1,061	1,005	932	970	911	840	836	713	723	647	571	598	608	572	560	575	545	501	560	444	387
Italian	771	841	768	776	821	770	741	770	827	805	840	782	972	853	816	830	807	819	841	842	762	898	875	870	853	812	802	682	584
Japanese	539	531	679	817	1,056	1,089	1,220	1,251	1,332	1,216	1,274	1,326	1,251	1,197	1,258	1,226	1,264	1,190	1,196	1,086	1,042	1,120	1,093	1,158	1,171	1,130	1,148	1,129	1,064
Korean	33	33	44	67	61	84	70	60	103	96	112	112	134	140	171	138	134	96	102	87	86	73	69	78	59	67	65	63	60
Latin	90	69	79	100	104	121	133	136	120	118	124	171	170	154	164	183	187	196	215	240	194	201	236	285	224	246	255	253	278
Greek	969	886	830	804	631	650	558	469	476	428	394	390	329	317	290	258	269	240	252	274	267	267	253	269	241	231	207	201	207
Spanish	233	184	196	215	177	174	158	145	145	134	150	130	96	96	130	119	109	104	89	117	106	88	86	82	91	88	120	110	129
Turkish	197	219	228	250	260	297	233	234	265	218	231	264	232	244	263	216	266	215	236	202	167	140	145	124	106	107	100	98	81
Vietnamese	668	592	490	428	404	408	348	329	343	350	348	368	392	413	520	556	507	583	500	472	435	362	426	501	510	516	573	455	343
Other	804	751	854	905	928	978	955	941	890	888	871	924	862	761	753	702	688	746	725	739	655	670	722	707	676	630	658	531	535
TOTAL	7,700	7,395	7,596	8,126	8,405	8,840	9,072	9,412	10,008	10,184	10,722	10,578	10,580	10,314	10,697	10,681	10,624	10,488	10,452	10,221	9,948	10,089	10,050	10,501	10,323	9,903	9,546	8,746	7,846
Change (+/-) % yoy		-4.0%	2.7%	7.0%	3.4%	5.2%	2.6%	3.7%	6.3%	1.8%	5.3%	-1.3%	0.0%	-2.5%	3.7%	-0.1%	-0.5%	-1.3%	-0.3%	-2.2%	-2.7%	1.4%	-0.4%	4.5%	-1.7%	-4.1%	-3.6%	-8.4%	-10.3%

Source: Victorian Curriculum and Assessment Authority (VCAA)


Number of VCE (Unit 4) enrolments in languages, by language, Victoria, 1994-2022

LANGUAGE	1994	1995	1996	1997	1998	1999	2000	2001	2002	2003	2004	2005	2006	2007	2008	2009	2010	2011	2012	2013	2014	2015	2016	2017	2018	2019	2020	2021	2022
Arabic	143	149	167	155	159	177	152	177	169	161	142	149	176	146	123	120	132	142	141	137	136	145	173	165	219	194	184	140	154
Chinese	1,120	1,015	929	1,049	1,020	1,202	1,453	1,680	2,060	2,464	2,905	2,633	2,606	2,619	2,760	3,190	3,048	3,037	3,016	2,928	2,985	3,172	3,075	3,296	3,296	3,162	2,687	2,463	2,120
French	1,017	1,027	1,015	1,086	1,243	1,272	1,297	1,302	1,369	1,515	1,546	1,561	1,672	1,774	1,880	1,725	1,790	1,772	1,874	1,830	1,836	1,729	1,721	1,776	1,731	1,644	1,660	1,641	1,492
German	614	605	669	709	741	749	774	874	848	786	853	798	777	760	733	705	700	701	694	669	669	652	616	615	601	575	527	536	412
Indonesian	502	493	648	765	800	869	980	1,044	1,061	1,005	932	970	911	840	836	713	723	647	571	598	608	572	560	575	545	501	560	444	387
Italian	771	841	768	776	821	770	741	770	827	805	840	782	972	853	816	830	807	819	841	842	762	898	875	870	853	812	802	682	584
Japanese	539	531	679	817	1,056	1,089	1,220	1,251	1,332	1,216	1,274	1,326	1,251	1,197	1,258	1,226	1,264	1,190	1,196	1,086	1,042	1,120	1,093	1,158	1,171	1,130	1,148	1,129	1,064
Korean	33	33	44	67	61	84	70	60	103	96	112	112	134	140	171	138	134	96	102	87	86	73	69	78	59	67	65	63	60
Latin	90	69	79	100	104	121	133	136	120	118	124	171	170	154	164	183	187	196	215	240	194	201	236	285	224	246	255	253	278
Greek	969	886	830	804	631	650	558	469	476	428	394	390	329	317	290	258	269	240	252	274	267	267	253	269	241	231	207	201	207
Spanish	233	184	196	215	177	174	158	145	145	134	150	130	96	96	130	119	109	104	89	117	106	88	86	82	91	88	120	110	129
Turkish	197	219	228	250	260	297	233	234	265	218	231	264	232	244	263	216	266	215	236	202	167	140	145	124	106	107	100	98	81
Vietnamese	668	592	490	428	404	408	348	329	343	350	348	368	392	413	520	556	507	583	500	472	435	362	426	501	510	516	573	455	343
Other	804	751	854	905	928	978	955	941	890	888	871	924	862	761	753	702	688	746	725	739	655	670	722	707	676	630	658	531	535
TOTAL	7,700	7,395	7,596	8,126	8,405	8,840	9,072	9,412	10,008	10,184	10,722	10,578	10,580	10,314	10,697	10,681	10,624	10,488	10,452	10,221	9,948	10,089	10,050	10,501	10,323	9,903	9,546	8,746	7,846
Change (+/-) % yoy		-4.0%	2.7%	7.0%	3.4%	5.2%	2.6%	3.7%	6.3%	1.8%	5.3%	-1.3%	0.0%	-2.5%	3.7%	-0.1%	-0.5%	-1.3%	-0.3%	-2.2%	-2.7%	1.4%	-0.4%	4.5%	-1.7%	-4.1%	-3.6%	-8.4%	-10.3

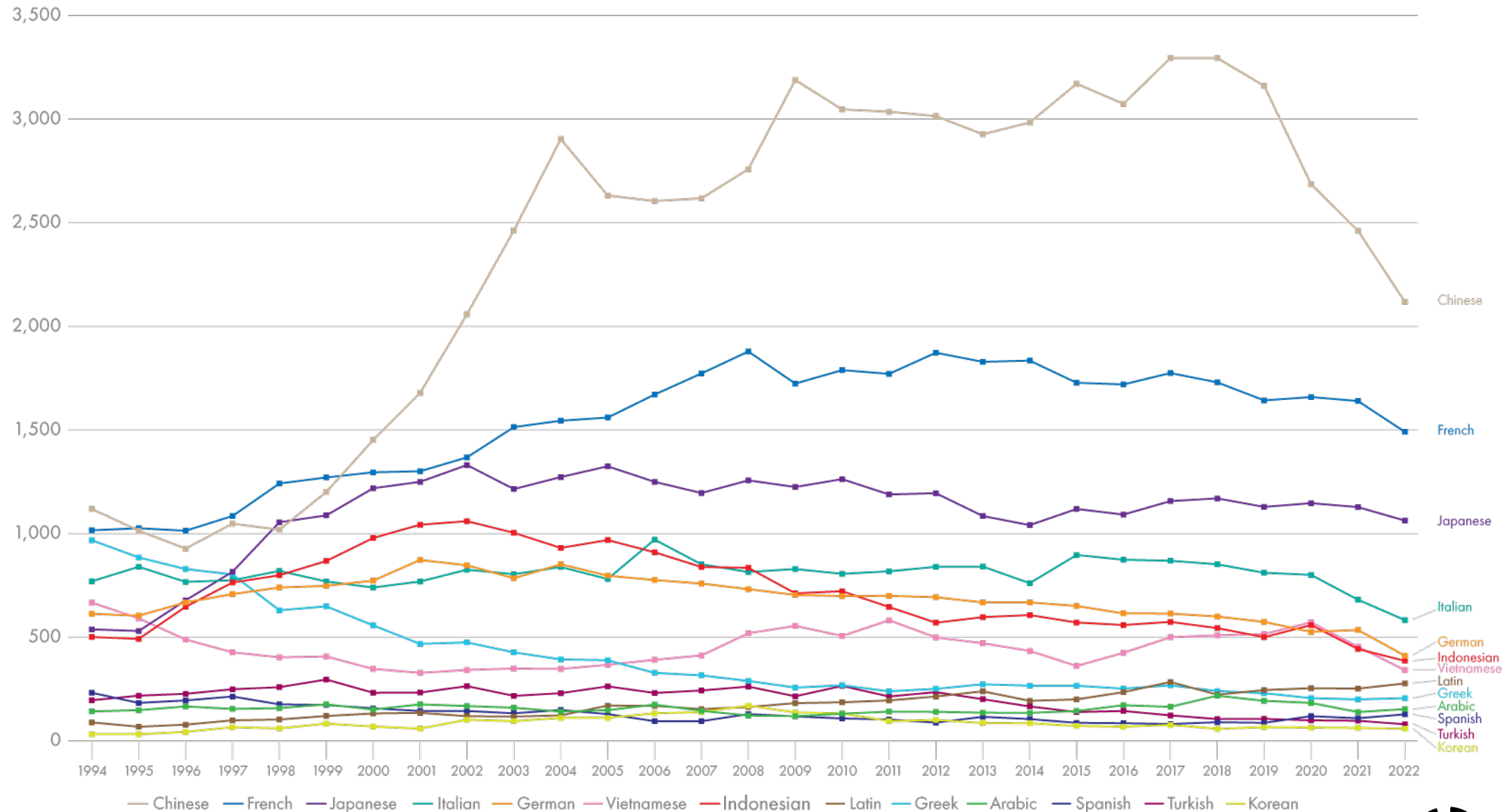
NALSAS

NALSSP

Source: Victorian Curriculum and Assessment Authority (VCAA)

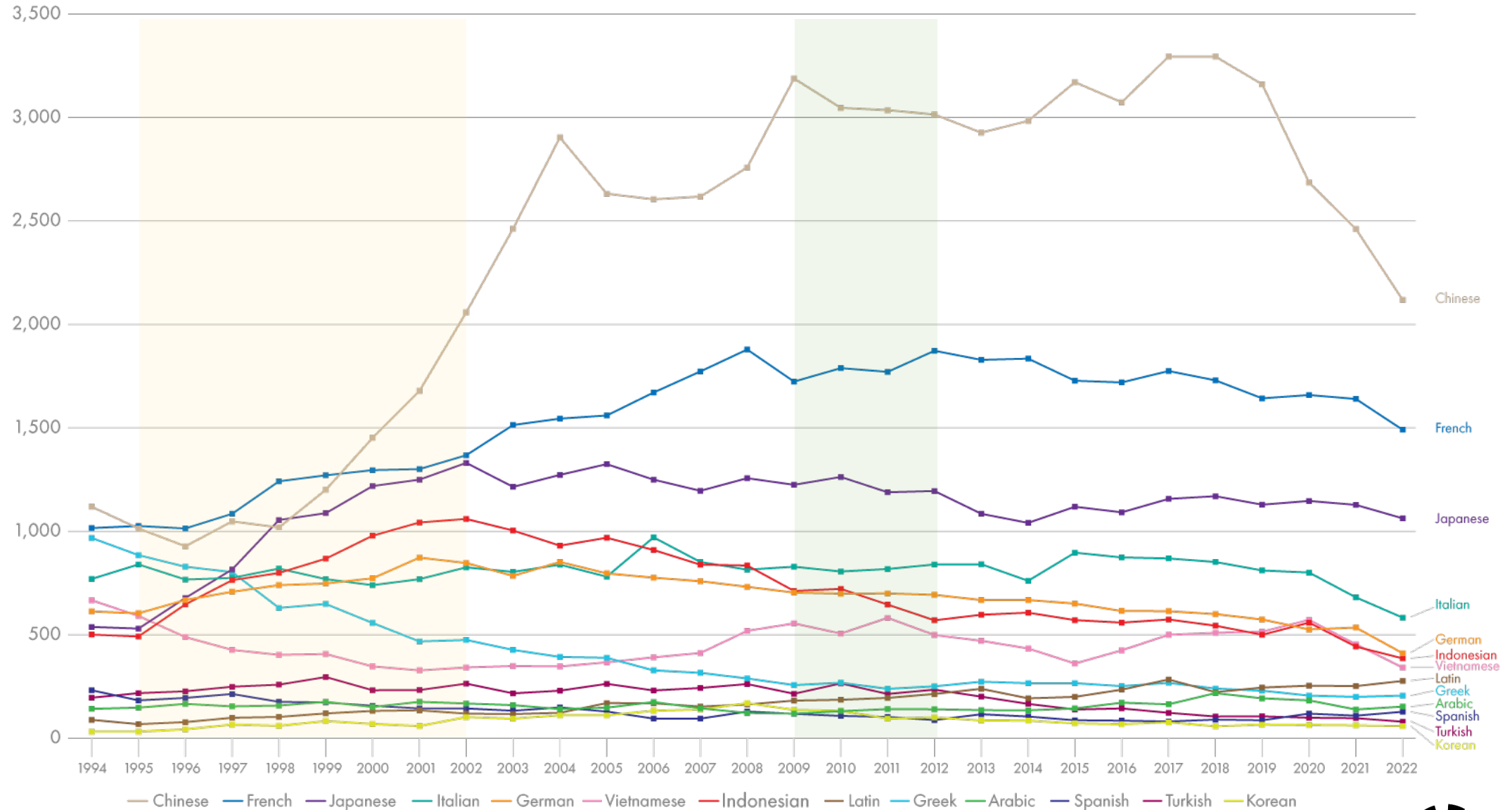


Number of VCE (Unit 4) enrolments in languages, by language, Victoria, 1994-2022



Source: Victorian Curriculum and Assessment Authority (VCAA)

Number of VCE (Unit 4) enrolments in languages, by language, Victoria, 1994-2022



NALSAS

NALSSP

Number of VCE (Unit 4) enrolments in Indonesian, Victoria, 1994-2022

LANGUAGE	1994	1995	1996	1997	1998	1999	2000	2001	2002	2003	2004	2005	2006	2007	2008	2009	2010	2011	2012	2013	2014	2015	2016	2017	2018	2019	2020	2021	2022
Indonesian	502	493	648	765	800	869	980	1,044	1,061	1,005	932	970	911	840	836	713	723	647	571	598	608	572	560	575	545	501	560	444	387
Change (+/-) % yoy		-1.8%	31.4%	18.1%	4.6%	8.6%	12.8%	6.5%	1.6%	-5.3%	-7.3%	4.1%	-6.1%	-7.8%	-0.5%	-14.7%	1.4%	-10.5%	-11.7%	4.7%	1.7%	-5.9%	-2.1%	2.7%	-5.2%	-8.1%	11.8%	-20.7%	-12.8%

Source: Victorian Curriculum and Assessment Authority (VCAA)

Number of VCE (Unit 4) enrolments in Indonesian, Victoria, 1994-2022

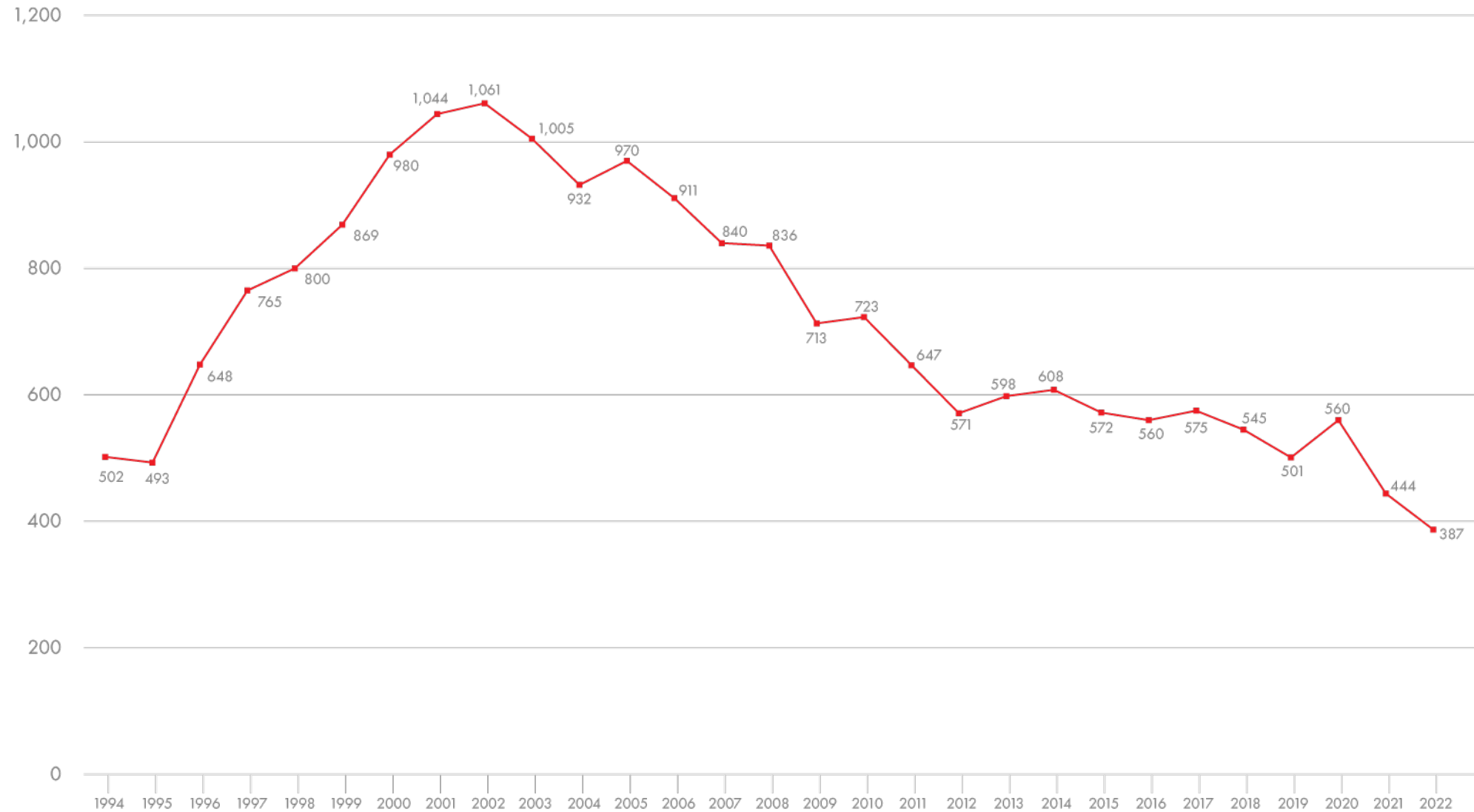
LANGUAGE	1994	1995	1996	1997	1998	1999	2000	2001	2002	2003	2004	2005	2006	2007	2008	2009	2010	2011	2012	2013	2014	2015	2016	2017	2018	2019	2020	2021	2022
Indonesian	502	493	648	765	800	869	980	1,044	1,061	1,005	932	970	911	840	836	713	723	647	571	598	608	572	560	575	545	501	560	444	387
Change (+/-) % yoy		-1.8%	31.4%	18.1%	4.6%	8.6%	12.8%	6.5%	1.6%	-5.3%	-7.3%	4.1%	-6.1%	-7.8%	-0.5%	-14.7%	1.4%	-10.5%	-11.7%	4.7%	1.7%	-5.9%	-2.1%	2.7%	-5.2%	-8.1%	11.8%	-20.7%	-12.8%

NALSAS

NALSSP

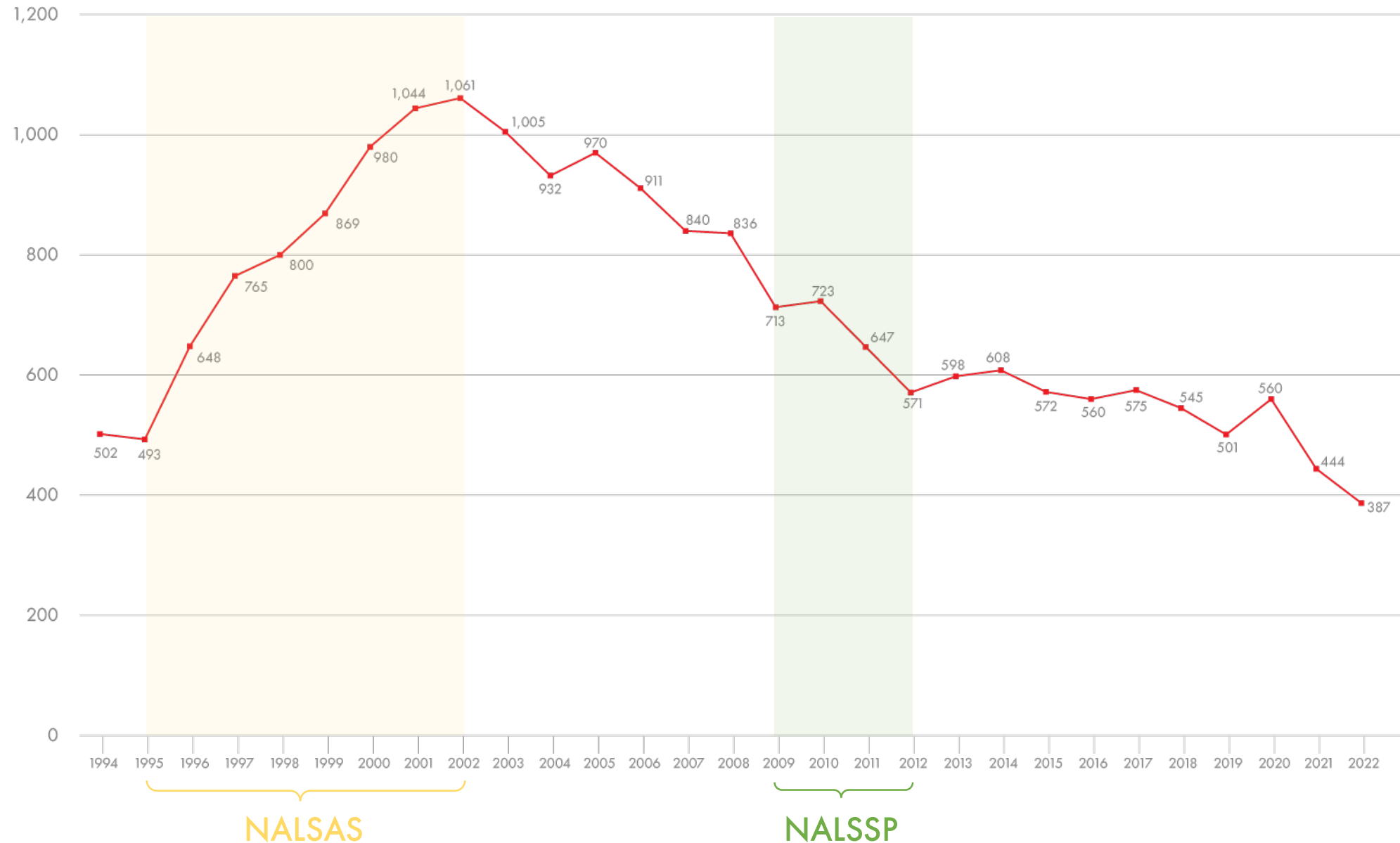
Source: Victorian Curriculum and Assessment Authority (VCAA)

Number of VCE (Unit 4) enrolments in Indonesian, Victoria, 1994-2022



Source: Victorian Curriculum and Assessment Authority (VCAA)

Number of VCE (Unit 4) enrolments in Indonesian, Victoria, 1994-2022



Number of schools offering language courses at Year 12 level (VCE Unit 4), by language, Victoria, 1994-2022

LANGUAGE	1994	1995	1996	1997	1998	1999	2000	2001	2002	2003	2004	2005	2006	2007	2008	2009	2010	2011	2012	2013	2014	2015	2016	2017	2018	2019	2020	2021	2022
Arabic	11	14	15	15	15	16	16	16	14	17	17	15	19	16	17	16	18	16	14	11	14	13	14	14	15	14	12	13	15
Chinese	45	46	46	47	51	55	57	52	67	70	73	69	73	75	77	86	82	85	83	82	87	92	90	104	107	108	105	93	75
French	120	122	126	131	133	135	137	130	139	145	145	140	152	150	152	145	153	145	145	148	150	142	147	150	153	155	150	149	143
German	72	80	80	84	90	88	85	86	87	81	89	83	81	80	80	80	76	78	76	74	71	69	67	67	64	61	62	61	47
Indonesian	37	37	48	56	63	74	91	103	103	101	110	116	103	103	97	90	87	78	78	77	79	78	72	72	68	68	73	62	51
Italian	74	82	88	85	91	90	86	83	87	88	84	87	90	87	88	84	86	84	86	84	82	88	90	92	91	82	82	80	82
Japanese	45	53	62	74	91	102	118	121	130	126	127	131	123	126	133	132	132	130	127	123	123	127	130	124	122	122	125	124	122
Korean	2	2	3	4	4	5	7	5	5	5	5	5	4	4	2	2	2	2	2	2	2	4	2	2	2	2	2	2	2
Latin	11	12	12	13	13	13	13	13	11	12	13	16	13	13	15	15	17	17	16	18	18	16	19	18	18	22	21	20	20
Greek	70	67	67	59	51	55	58	50	49	50	42	44	41	43	38	35	34	31	33	37	35	34	32	32	30	28	29	23	27
Spanish	16	16	14	17	9	10	11	12	12	14	15	13	12	12	12	13	11	11	11	13	11	11	9	9	8	12	13	13	15
Turkish	9	10	10	11	11	12	12	11	13	12	11	12	12	16	15	15	14	13	15	13	12	12	14	12	10	13	13	12	10
Vietnamese	19	22	21	18	21	20	19	18	18	16	17	14	14	15	19	21	19	22	21	19	19	18	19	15	15	14	13	14	13
Other	61	60	65	70	73	79	81	77	71	79	74	82	76	82	82	82	80	78	66	75	71	72	72	76	74	74	70	70	68
TOTAL	592	623	657	684	716	754	791	777	806	816	822	827	813	822	827	816	811	790	773	776	774	776	777	787	777	775	770	736	690
Change (+/-) % yoy		<i>5.2%</i>	<i>5.5%</i>	<i>4.1%</i>	<i>4.7%</i>	<i>5.3%</i>	<i>4.9%</i>	<i>-1.8%</i>	<i>3.7%</i>	<i>1.2%</i>	<i>0.7%</i>	<i>0.6%</i>	<i>-1.7%</i>	<i>1.1%</i>	<i>0.6%</i>	<i>-1.3%</i>	<i>-0.6%</i>	<i>-2.6%</i>	<i>-2.2%</i>	<i>0.4%</i>	<i>-0.3%</i>	<i>0.3%</i>	<i>0.1%</i>	<i>1.3%</i>	<i>-1.3%</i>	<i>-0.3%</i>	<i>-0.6%</i>	<i>-4.4%</i>	<i>-6.3%</i>

Source: Victorian Curriculum and Assessment Authority (VCAA)


Number of schools offering language courses at Year 12 level (VCE Unit 4), by language, Victoria, 1994-2022

LANGUAGE	1994	1995	1996	1997	1998	1999	2000	2001	2002	2003	2004	2005	2006	2007	2008	2009	2010	2011	2012	2013	2014	2015	2016	2017	2018	2019	2020	2021	2022
Arabic	11	14	15	15	15	16	16	16	14	17	17	15	19	16	17	16	18	16	14	11	14	13	14	14	15	14	12	13	15
Chinese	45	46	46	47	51	55	57	52	67	70	73	69	73	75	77	86	82	85	83	82	87	92	90	104	107	108	105	93	75
French	120	122	126	131	133	135	137	130	139	145	145	140	152	150	152	145	153	145	145	148	150	142	147	150	153	155	150	149	143
German	72	80	80	84	90	88	85	86	87	81	89	83	81	80	80	80	76	78	76	74	71	69	67	67	64	61	62	61	47
Indonesian	37	37	48	56	63	74	91	103	103	101	110	116	103	103	97	90	87	78	78	77	79	78	72	72	68	68	73	62	51
Italian	74	82	88	85	91	90	86	83	87	88	84	87	90	87	88	84	86	84	86	84	82	88	90	92	91	82	82	80	82
Japanese	45	53	62	74	91	102	118	121	130	126	127	131	123	126	133	132	132	130	127	123	123	127	130	124	122	122	125	124	122
Korean	2	2	3	4	4	5	7	5	5	5	5	5	4	4	2	2	2	2	2	2	2	4	2	2	2	2	2	2	2
Latin	11	12	12	13	13	13	13	13	11	12	13	16	13	13	15	15	17	17	16	18	18	16	19	18	18	22	21	20	20
Greek	70	67	67	59	51	55	58	50	49	50	42	44	41	43	38	35	34	31	33	37	35	34	32	32	30	28	29	23	27
Spanish	16	16	14	17	9	10	11	12	12	14	15	13	12	12	12	13	11	11	11	13	11	11	9	9	8	12	13	13	15
Turkish	9	10	10	11	11	12	12	11	13	12	11	12	12	16	15	15	14	13	15	13	12	12	14	12	10	13	13	12	10
Vietnamese	19	22	21	18	21	20	19	18	18	16	17	14	14	15	19	21	19	22	21	19	19	18	19	15	15	14	13	14	13
Other	61	60	65	70	73	79	81	77	71	79	74	82	76	82	82	82	80	78	66	75	71	72	72	76	74	74	70	70	68
TOTAL	592	623	657	684	716	754	791	777	806	816	822	827	813	822	827	816	811	790	773	776	774	776	777	787	777	775	770	736	690
Change (+/-) % yoy		5.2%	5.5%	4.1%	4.7%	5.3%	4.9%	-1.8%	3.7%	1.2%	0.7%	0.6%	-1.7%	1.1%	0.6%	-1.3%	-0.6%	-2.6%	-2.2%	0.4%	-0.3%	0.3%	0.1%	1.3%	-1.3%	-0.3%	-0.6%	-4.4%	-6.3%

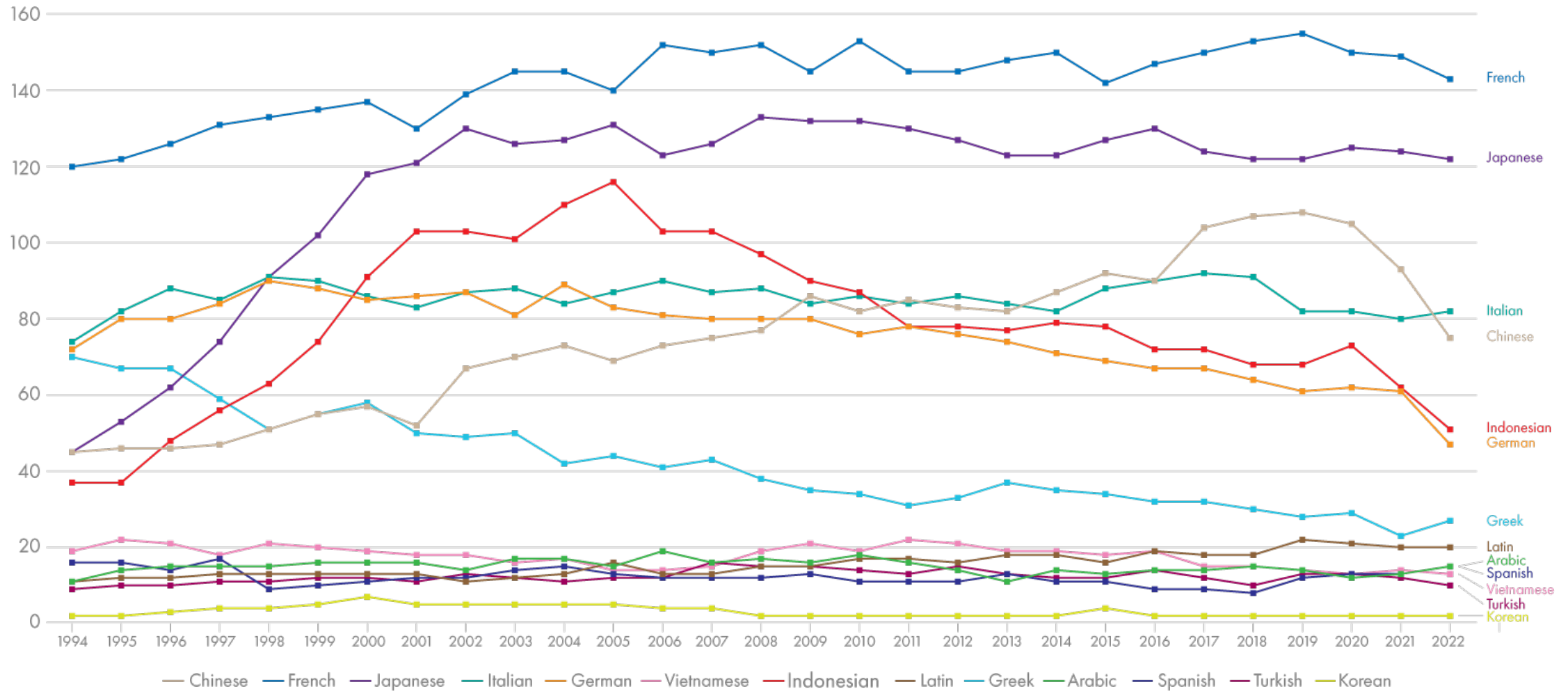
NALSAS

NALSSP

Source: Victorian Curriculum and Assessment Authority (VCAA)

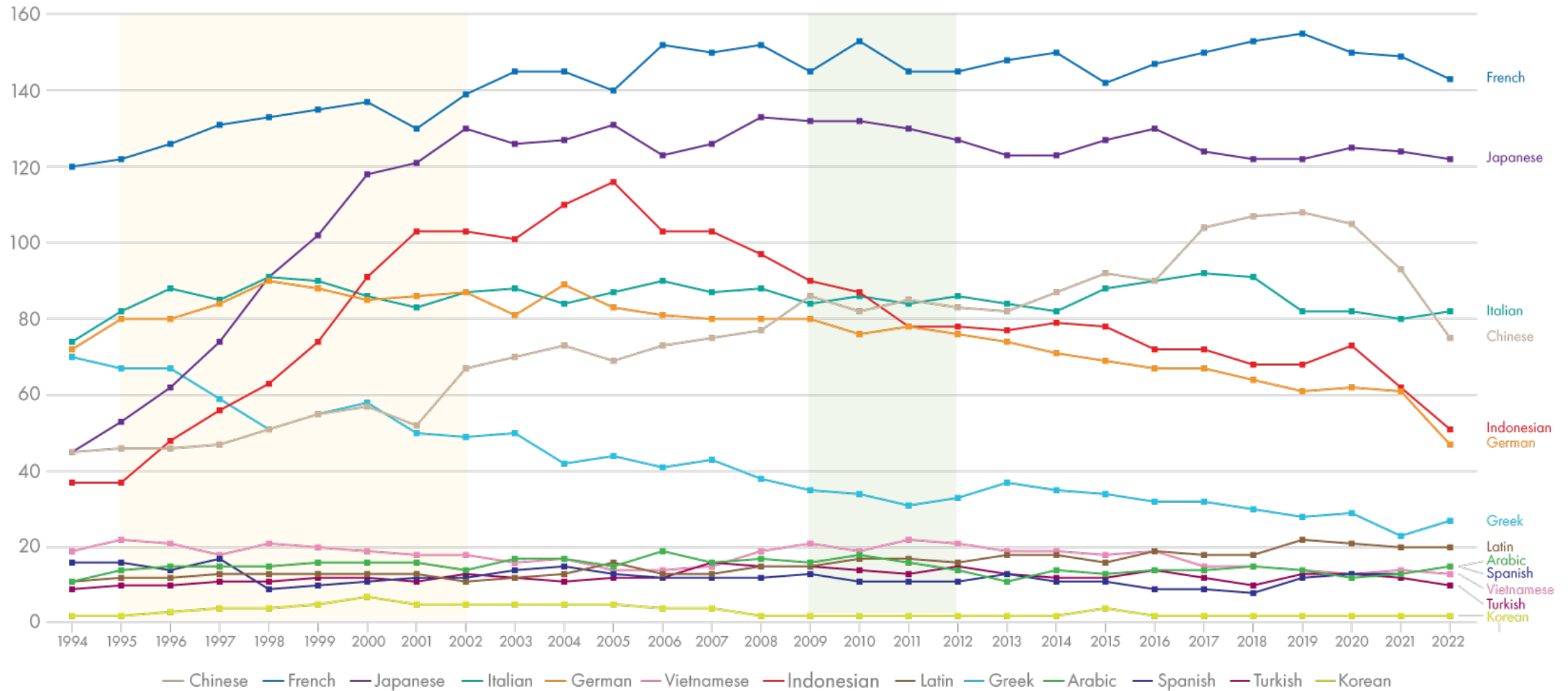


Number of schools offering language courses at Year 12 level (VCE Unit 4), by language, Victoria, 1994-2022



Source: Victorian Curriculum and Assessment Authority (VCAA)

Number of schools offering language courses at Year 12 level (VCE Unit 4), by language, Victoria, 1994-2022



NALSAS

NALSSP

Number of schools offering Indonesian at Year 12 level (VCE Unit 4), Victoria, 1994-2022

LANGUAGE	1994	1995	1996	1997	1998	1999	2000	2001	2002	2003	2004	2005	2006	2007	2008	2009	2010	2011	2012	2013	2014	2015	2016	2017	2018	2019	2020	2021	2022
Indonesian	37	37	48	56	63	74	91	103	103	101	110	116	103	103	97	90	87	78	78	77	79	78	72	72	68	68	73	62	51
Change (+/-) % yoy		0.0%	29.7%	16.7%	12.5%	17.5%	23.0%	13.2%	0.0%	-1.9%	8.9%	5.5%	-11.2%	0.0%	-5.8%	-7.2%	-3.3%	-10.3%	0.0%	-1.3%	2.6%	-1.3%	-7.7%	0.0%	-5.6%	0.0%	7.4%	-15.1%	-17.7%

Source: Victorian Curriculum and Assessment Authority (VCAA)

Number of schools offering Indonesian at Year 12 level (VCE Unit 4), Victoria, 1994-2022

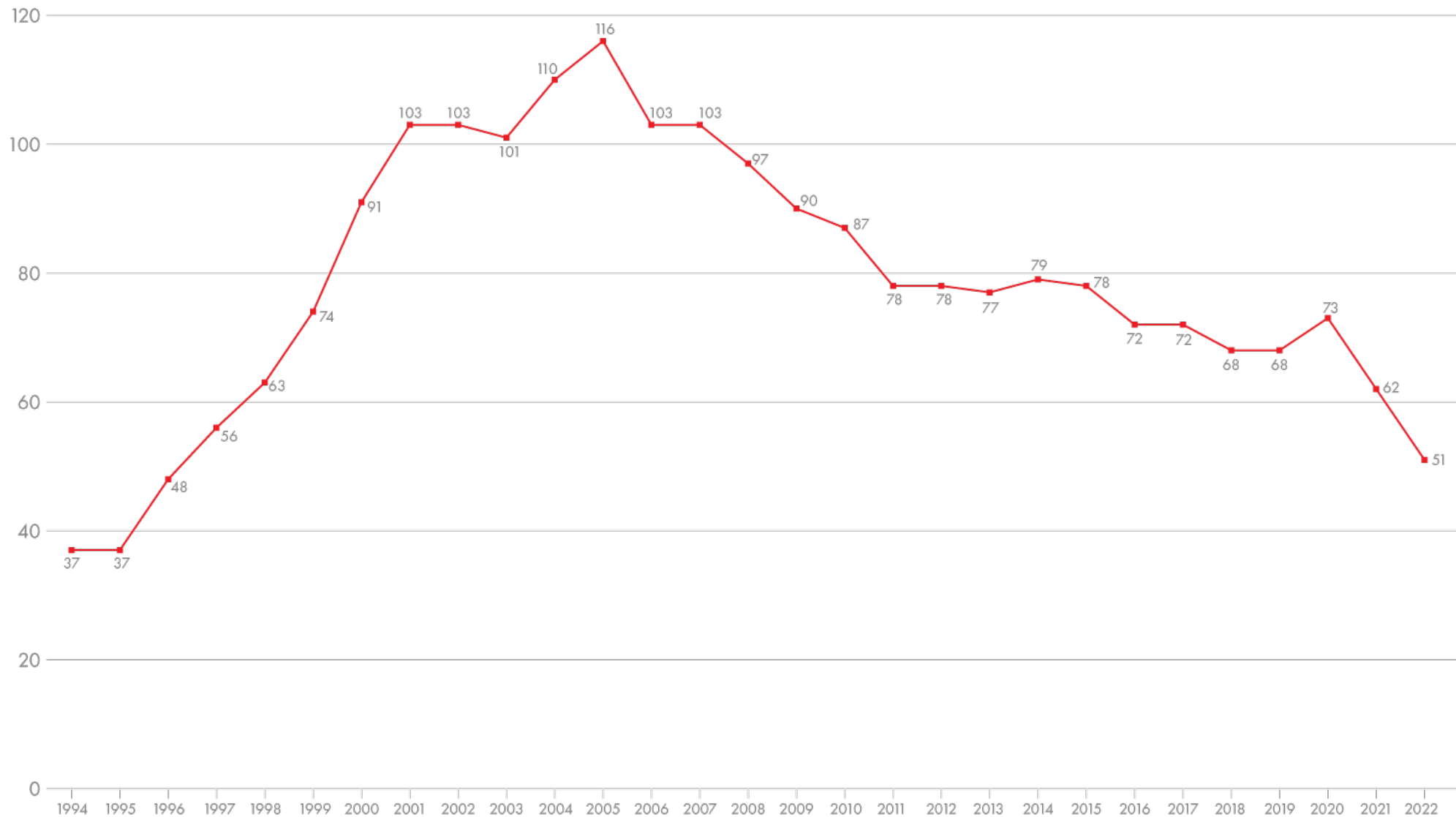
LANGUAGE	1994	1995	1996	1997	1998	1999	2000	2001	2002	2003	2004	2005	2006	2007	2008	2009	2010	2011	2012	2013	2014	2015	2016	2017	2018	2019	2020	2021	2022
Indonesian	37	37	48	56	63	74	91	103	103	101	110	116	103	103	97	90	87	78	78	77	79	78	72	72	68	68	73	62	51
Change (+/-) % yoy		0.0%	29.7%	16.7%	12.5%	17.5%	23.0%	13.2%	0.0%	-1.9%	8.9%	5.5%	-11.2%	0.0%	-5.8%	-7.2%	-3.3%	-10.3%	0.0%	-1.3%	2.6%	-1.3%	-7.7%	0.0%	-5.6%	0.0%	7.4%	-15.1%	-17.7%

NALSAS

NALSSP

Source: Victorian Curriculum and Assessment Authority (VCAA)

Number of schools offering Indonesian at Year 12 level (VCE Unit 4), Victoria, 1994-2022



Source: Victorian Curriculum and Assessment Authority (VCAA)

Number of schools offering Indonesian at Year 12 level (VCE Unit 4), Victoria, 1994-2022

