



**ACICIS**  
Study Indonesia

# Languages in QLD Secondary Schools

Liam Prince


February 2023

# Number of schools offering language courses at Year 12 (QCE) level, by language, Queensland, 1992-2022

LANGUAGE	1992	1993	1994	1995	1996	1997	1998	1999	2000	2001	2002	2003	2004	2005	2006	2007	2008	2009	2010	2011	2012	2013	2014	2015	2016	2017	2018	2019	2020*	2021	2022	
Chinese	9	20	19	22	28	33	42	35	42	43	45	52	52	51	50	60	54	53	64	69	70	79	82	91	86	89	92	96	54	58	55	
French	96	112	105	111	116	97	98	115	108	103	96	95	99	92	89	96	81	86	90	85	89	87	89	95	103	88	98	91	57	57	55	
German	87	90	100	108	106	113	114	114	121	124	108	113	103	99	95	97	91	81	87	77	79	87	83	79	79	75	80	65	32	31	29	
Indonesian	10	13	12	11	17	22	33	29	31	35	33	29	25	23	21	17	19	18	17	14	16	17	16	19	15	25	19	12				
Italian	16	15	15	17	17	19	19	18	22	24	27	31	30	26	23	20	26	29	25	26	35	30	33	37	38	34	38	36	16	16	13	
Japanese	98	114	152	159	179	183	207	207	203	206	207	198	197	206	203	201	195	201	207	202	206	206	197	209	219	219	222	217	157	162	151	
Korean							1	1	2	2	2	6	5	4	5	14	19	12	8	6	6	5	8	8	13	3	3	1				
Latin	2	2	2	2	2	2	2	4	4	3	2	2	2	2	2	2	2	2	2	2	2	3	2	3	4	6	4	4				
Greek	1	1	1	1	1	2	1	1	3	4	3	3	5	8	10	6	10	8	9	8	7	9	6	8	8							
Polish														9	6	6	5	7	6													
Russian	4	8	5	5	4	4	9	5	8	9	10	12	10	8	12	9	11	11	3													
Spanish				1	3	3	4	3	4	7	4	10	10	16	17	13	11	15	9	12	15	12	23	28	24	41	24	31	21	18	19	
Vietnamese		1	1	5	8	9	10	12	13	9	9	7	5	7	6	9	5	7	5	3	3	4	4	3	1	1						
<b>TOTAL</b>	<b>323</b>	<b>376</b>	<b>412</b>	<b>442</b>	<b>481</b>	<b>487</b>	<b>540</b>	<b>544</b>	<b>561</b>	<b>569</b>	<b>546</b>	<b>558</b>	<b>543</b>	<b>551</b>	<b>539</b>	<b>550</b>	<b>529</b>	<b>530</b>	<b>532</b>	<b>504</b>	<b>528</b>	<b>539</b>	<b>543</b>	<b>580</b>	<b>590</b>	<b>581</b>	<b>580</b>	<b>553</b>	<b>337</b>	<b>342</b>	<b>322</b>	
<i>Change (+/-) % yoy</i>		16.4%	9.6%	7.3%	8.8%	1.2%	10.9%	0.7%	3.1%	1.4%	-4.0%	2.2%	-2.7%	1.5%	-2.2%	2.0%	-3.8%	0.2%	0.4%	-5.3%	4.8%	2.1%	0.7%	6.8%	1.7%	-1.5%	-0.2%	-4.7%	-39.1%	1.5%	-5.8%	

NALSAS

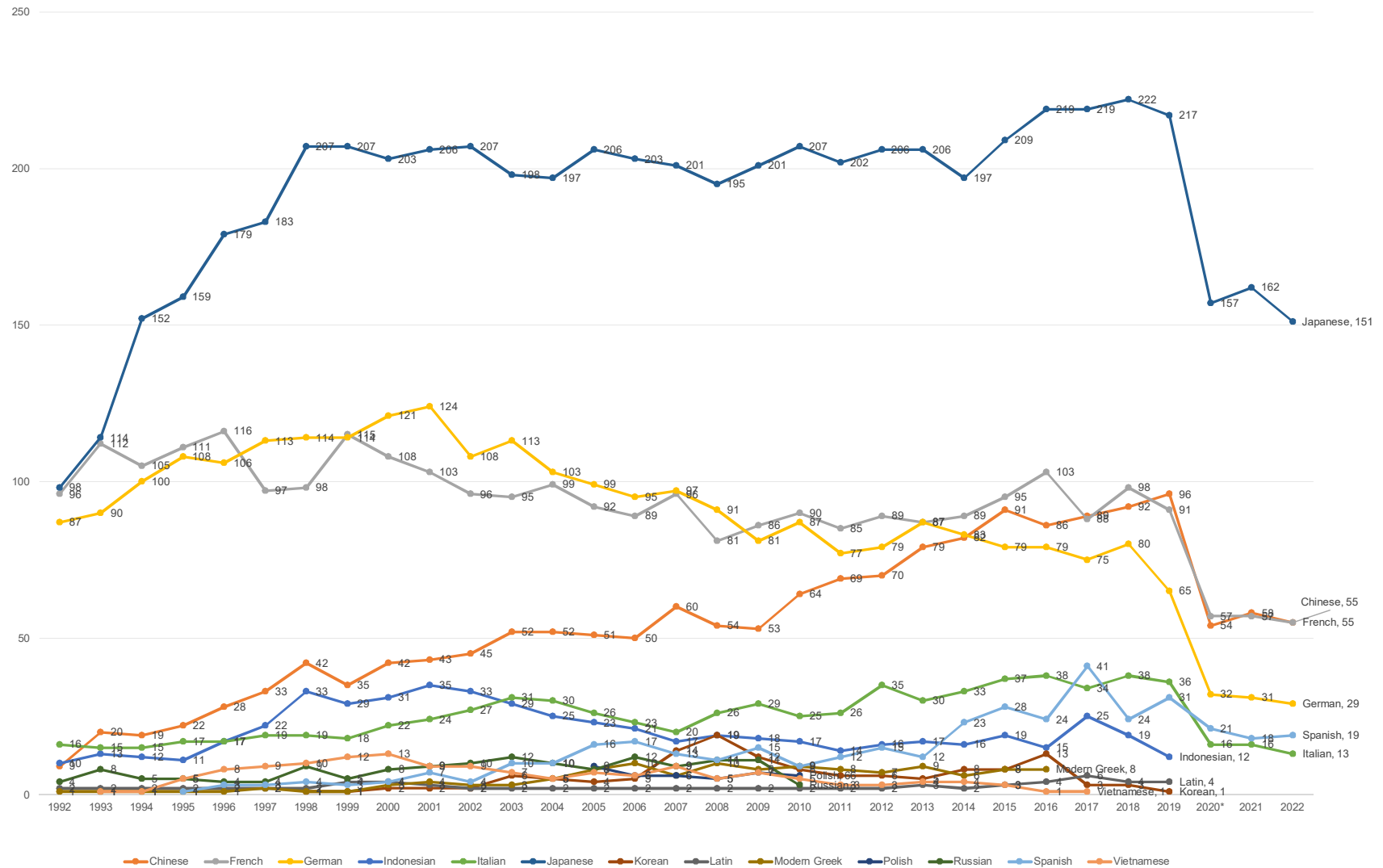
NALSSP



Source: Queensland Curriculum & Assessment Authority (QCAA): <https://www.qcaa.qld.edu.au/news-data/statistics>

Notes: Change to QCAA report format from 2020

Number of schools offering language courses at Year 12 (QCE) level, by language, Queensland, 1992-2022



Source: Queensland Curriculum & Assessment Authority

<https://www.qcaa.qld.edu.au/news-data/statistics>

**Notes**

\* Change to QCAA report format from 2020

# Number of schools offering Indonesian at Year 12 (QCE) level, Queensland, 1992-2022

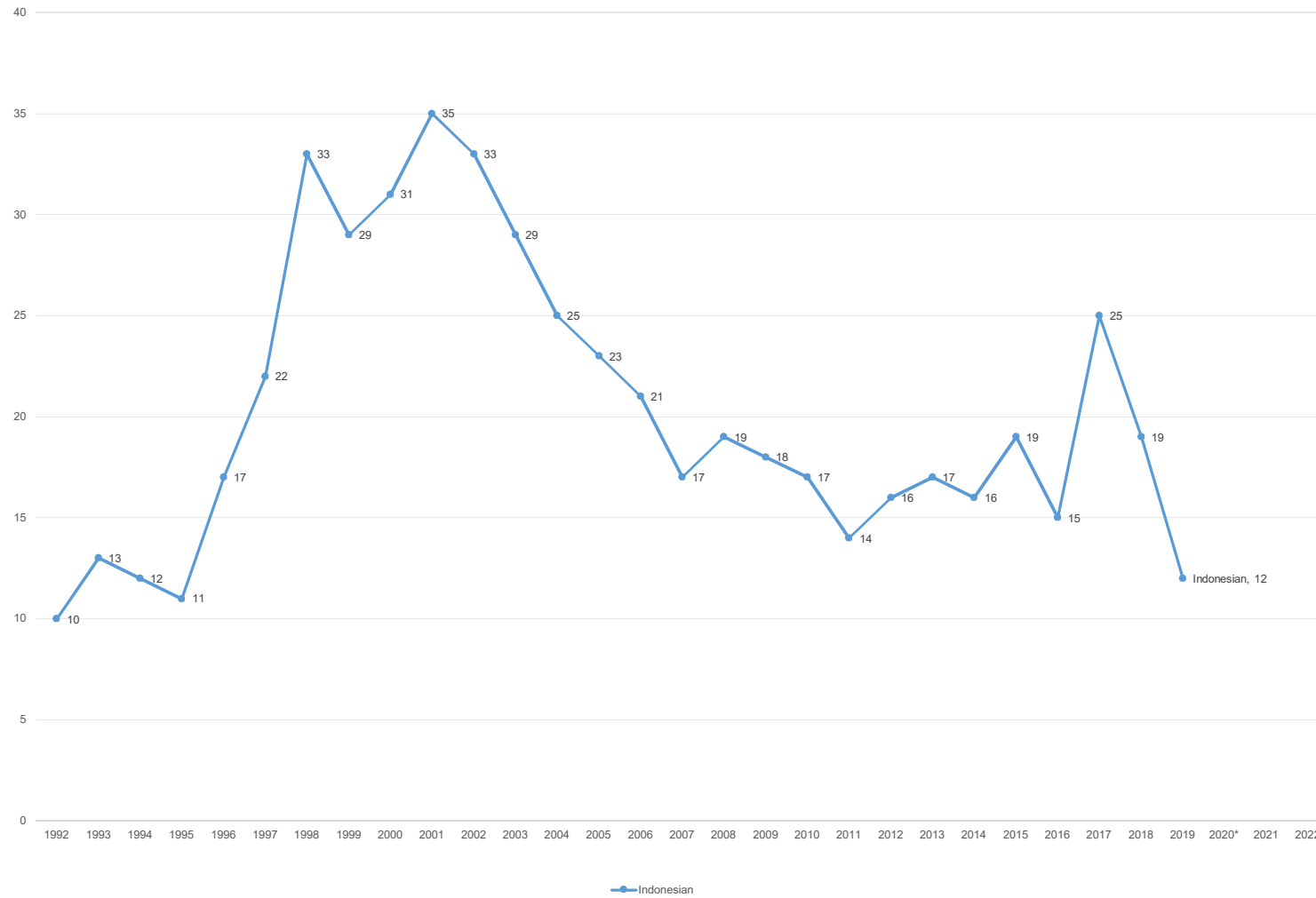
LANGUAGE	1992	1993	1994	1995	1996	1997	1998	1999	2000	2001	2002	2003	2004	2005	2006	2007	2008	2009	2010	2011	2012	2013	2014	2015	2016	2017	2018	2019	2020*	2021	2022
Indonesian	10	13	12	11	17	22	33	29	31	35	33	29	25	23	21	17	19	18	17	14	16	17	16	19	15	25	19	12			
Change (+/-) % yoy		30.0%	-7.7%	-8.3%	54.5%	29.4%	50.0%	-12.1%	6.9%	12.9%	-5.7%	-12.1%	-13.8%	-8.0%	-8.7%	-19.0%	11.8%	-5.3%	-5.6%	-17.6%	14.3%	6.3%	-5.9%	18.8%	-21.1%	66.7%	-24.0%	-36.8%			

NALSAS
NALSSP

Source: Queensland Curriculum & Assessment Authority (QCAA): <https://www.qcaa.qld.edu.au/news-data/statistics>

Notes: Change to QCAA report format from 2020

Number of schools offering Indonesian at Year 12 (QCE) level, Queensland, 1992-2022



NALSAS

NALSSP

Source: Queensland Curriculum & Assessment Authority

<https://www.qcaa.qld.edu.au/news-data/statistics>

**Notes**

\* Change to QCAA report format from 2020



**ACICIS**  
Study Indonesia




# Number of candidates sitting the Year 12 (QCE) examination in languages, by language, Queensland, 1992-2022

LANGUAGE	1992	1993	1994	1995	1996	1997	1998	1999	2000	2001	2002	2003	2004	2005	2006	2007	2008	2009	2010	2011	2012	2013	2014	2015	2016	2017	2018	2019	2020*	2021	2022
Arabic																			13	16	37	38	33	52	59	58	54	86	72	69	85
Chinese	96	168	214	164	233	274	358	434	415	557	649	723	772	774	726	717	780	876	890	960	970	1,041	955	1,018	1,045	1,228	1,278	1,123	827	941	889
French	694	721	664	720	722	667	655	709	707	653	604	616	697	667	705	756	649	779	780	889	912	957	858	942	971	930	885	640	649	605	650
German	698	657	730	698	759	847	857	809	753	698	697	719	627	642	615	607	582	496	507	502	574	513	603	534	650	609	592	399	356	353	298
Indonesian	100	105	84	112	147	261	272	251	244	226	212	193	208	148	144	106	108	73	90	55	72	63	62	65	47	68	56	13	32	34	28
Italian	118	123	107	84	113	146	121	131	139	152	139	203	156	179	184	174	158	182	200	226	290	298	254	306	276	270	271	168	133	147	110
Japanese	1,445	1,490	1,900	1,749	1,920	1,761	1,776	1,759	1,789	1,611	1,582	1,471	1,508	1,454	1,425	1,393	1,353	1,344	1,458	1,568	1,688	1,649	1,610	1,715	1,786	1,869	1,877	1,375	1,366	1,255	1,265
Korean							4	1	2	5	2	7	15	8	12	45	38	43	142	157	175	132	111	96	125	114	89	61	62	54	75
Latin	10	7	5	21	13	21	20	18	18	19	15	16	18	21	22	24	14	21	16	27	25	23	21	23	18	35	22	31	14	14	14
Greek	17	14	16	12	15	7	10	10	3	15	12	13	14	16	18	13	15	14	19	17	19	14	15	17	15	11	11	5	5	8	6
Polish														10	7	6	6	8	7	6	2	2	4	7	2	2	5	2	3	6	7
Punjabi																						7	6	8	6	10	9	5	7	8	16
Russian	4	9	5	5	4	5	9	6	11	11	16	18	13	9	15	9	14	14	11	10	20	25	14	19	28	22	26	16	22	22	21
Spanish				3	16	16	23	32	20	29	27	61	37	70	77	60	67	62	101	105	153	151	154	177	187	228	230	209	244	247	182
Vietnamese		9	27	34	41	48	57	82	72	42	46	42	30	41	33	45	35	21	75	85	81	83	70	85	62	91	91	106	107	133	92
<b>TOTAL</b>	<b>3,182</b>	<b>3,303</b>	<b>3,752</b>	<b>3,602</b>	<b>3,983</b>	<b>4,053</b>	<b>4,162</b>	<b>4,242</b>	<b>4,173</b>	<b>4,018</b>	<b>4,001</b>	<b>4,082</b>	<b>4,095</b>	<b>4,039</b>	<b>3,983</b>	<b>3,955</b>	<b>3,819</b>	<b>3,933</b>	<b>4,309</b>	<b>4,623</b>	<b>5,018</b>	<b>4,996</b>	<b>4,770</b>	<b>5,064</b>	<b>5,277</b>	<b>5,545</b>	<b>5,496</b>	<b>4,239</b>	<b>3,899</b>	<b>3,896</b>	<b>3,738</b>
<i>Change (+/-) % yoy</i>		<i>3.8%</i>	<i>13.6%</i>	<i>-4.0%</i>	<i>10.6%</i>	<i>1.8%</i>	<i>2.7%</i>	<i>1.9%</i>	<i>-1.6%</i>	<i>-3.7%</i>	<i>-0.4%</i>	<i>2.0%</i>	<i>0.3%</i>	<i>-1.4%</i>	<i>-1.4%</i>	<i>-0.7%</i>	<i>-3.4%</i>	<i>3.0%</i>	<i>9.6%</i>	<i>7.3%</i>	<i>8.5%</i>	<i>-0.4%</i>	<i>-4.5%</i>	<i>6.2%</i>	<i>4.2%</i>	<i>5.1%</i>	<i>-0.9%</i>	<i>-22.9%</i>	<i>-8.0%</i>	<i>-0.1%</i>	<i>-4.1%</i>

NALSAS

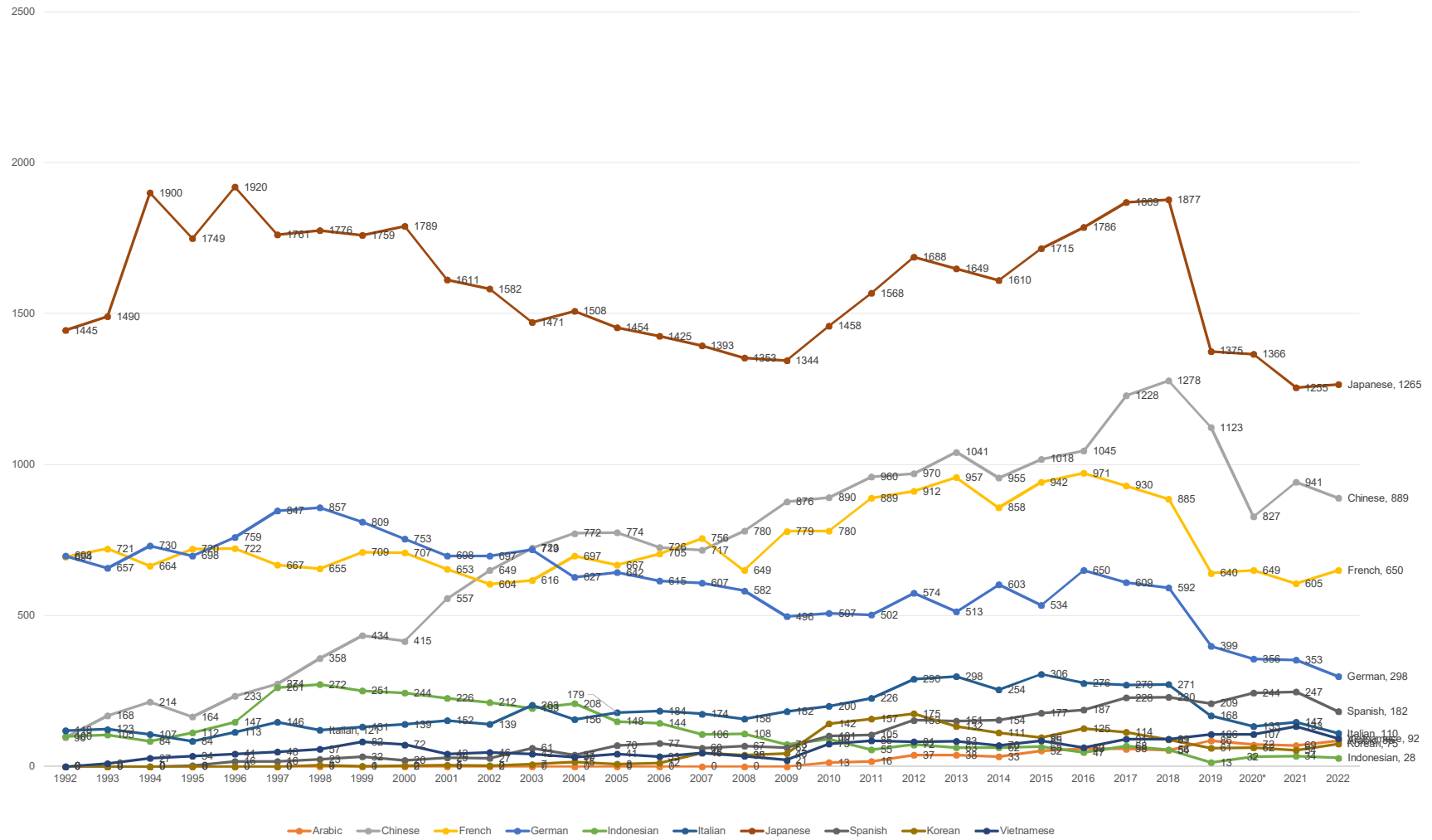
NALSSP



Source: Queensland Curriculum & Assessment Authority (QCAA): <https://www.qcaa.qld.edu.au/news-data/statistics>

Notes: Change to QCAA report format from 2020

Number of candidates sitting the Year 12 (QCE) examination in each course, languages, Queensland, 1992-2022



Source: Queensland Curriculum & Assessment Authority

<https://www.qcaa.qld.edu.au/news-data/statistics>



# Number of candidates sitting the Year 12 (QCE) examination in Indonesian, Queensland, 1992-2022

LANGUAGE	1992	1993	1994	1995	1996	1997	1998	1999	2000	2001	2002	2003	2004	2005	2006	2007	2008	2009	2010	2011	2012	2013	2014	2015	2016	2017	2018	2019	2020*	2021	2022
Indonesian	100	105	84	112	147	261	272	251	244	226	212	193	208	148	144	106	108	73	90	55	72	63	62	65	47	68	56	13	32	34	28
Change (+/-) % yoy		3.8%	13.6%	-4.0%	10.6%	1.8%	2.7%	1.9%	-1.6%	-3.7%	-0.4%	2.0%	0.3%	-1.4%	-1.4%	-0.7%	-3.4%	3.0%	9.6%	7.3%	8.5%	-0.4%	-4.5%	6.2%	4.2%	5.1%	-0.9%	-22.9%	-8.0%	-0.1%	-4.1%

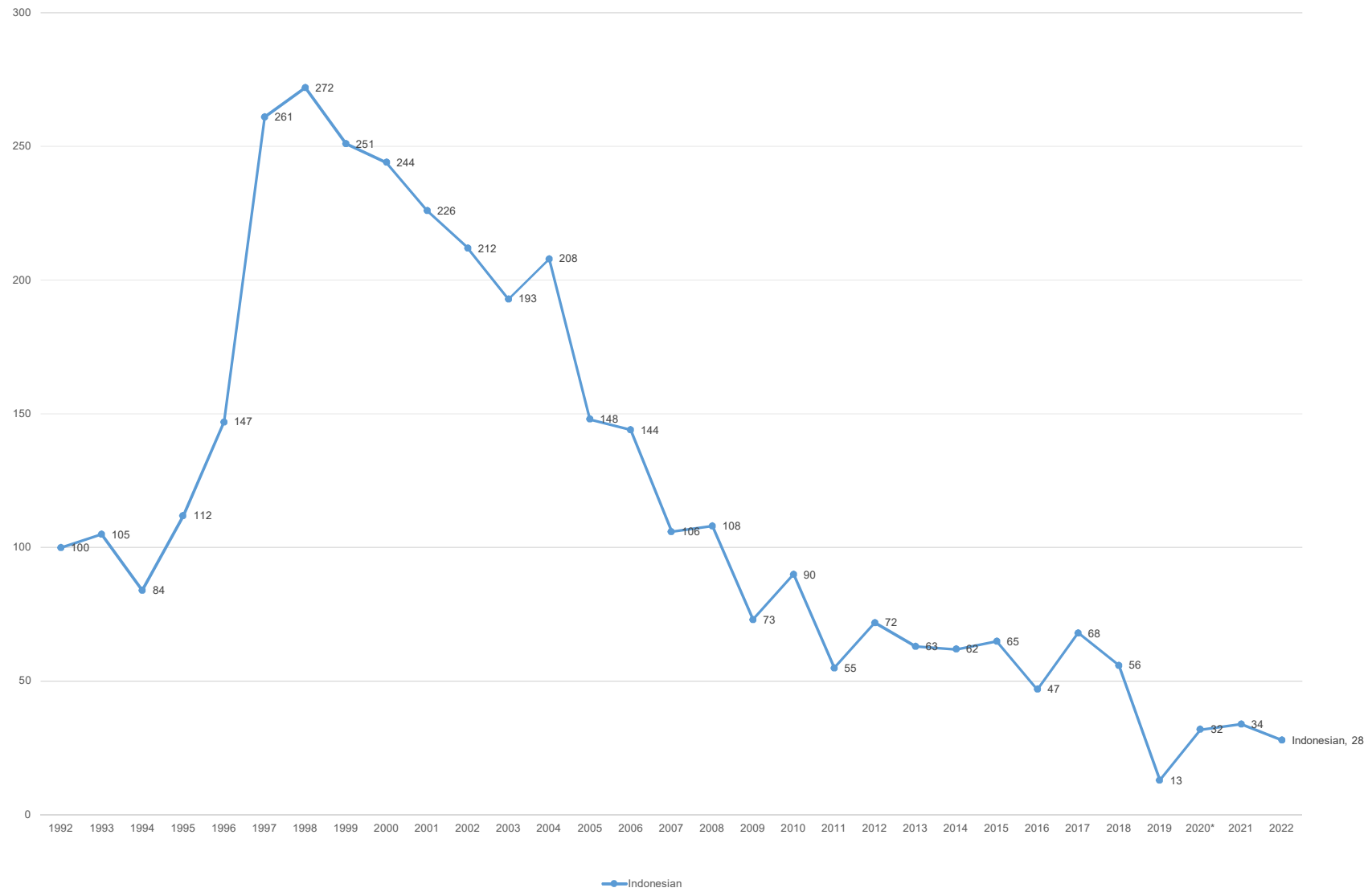
NALSAS

NALSSP

Source: Queensland Curriculum & Assessment Authority (QCAA): <https://www.qcaa.qld.edu.au/news-data/statistics>

Notes: Change to QCAA report format from 2020

Number of candidates sitting the Year 12 (QCE) examination in Indonesian, Queensland, 1992-2022



NALSAS

NALSSP

Source: Queensland Curriculum & Assessment Authority

<https://www.qcaa.qld.edu.au/news-data/statistics>

Notes