

Languages in VIC Secondary Schools

Liam Prince
October 2025



Number of schools offering language courses at Year 12 level (VCE Unit 4), by language, Victoria, 1994-2024



| LANGUAGE | 1994 | 1995 | 1996 | 1997 | 1998 | 1999 | 2000 | 2001 | 2002 | 2003 | 2004 | 2005 | 2006 | 2007 | 2008 | 2009 | 2010 | 2011 | 2012 | 2013 | 2014 | 2015 | 2016 | 2017 | 2018 | 2019 | 2020 | 2021 | 2022 | 2023 | 2024 |
|---------------------------|------------|------------|------------|------------|------------|------------|------------|------------|------------|------------|------------|------------|------------|------------|------------|------------|------------|------------|------------|------------|------------|------------|------------|------------|------------|------------|------------|------------|------------|------------|------------|
| Arabic | 11 | 14 | 15 | 15 | 15 | 16 | 16 | 16 | 14 | 17 | 17 | 15 | 19 | 16 | 17 | 16 | 18 | 16 | 14 | 11 | 14 | 13 | 14 | 14 | 15 | 14 | 12 | 13 | 15 | 11 | 10 |
| Chinese | 45 | 46 | 46 | 47 | 51 | 55 | 57 | 52 | 67 | 70 | 73 | 69 | 73 | 75 | 77 | 86 | 82 | 85 | 83 | 82 | 87 | 92 | 90 | 104 | 107 | 108 | 105 | 93 | 75 | 71 | 75 |
| French | 120 | 122 | 126 | 131 | 133 | 135 | 137 | 130 | 139 | 145 | 145 | 140 | 152 | 150 | 152 | 145 | 153 | 145 | 145 | 148 | 150 | 142 | 147 | 150 | 153 | 155 | 150 | 149 | 143 | 145 | 139 |
| German | 72 | 80 | 80 | 84 | 90 | 88 | 85 | 86 | 87 | 81 | 89 | 83 | 81 | 80 | 80 | 80 | 76 | 78 | 76 | 74 | 71 | 69 | 67 | 67 | 64 | 61 | 62 | 61 | 47 | 49 | 47 |
| Indonesian | 37 | 37 | 48 | 56 | 63 | 74 | 91 | 103 | 103 | 101 | 110 | 116 | 103 | 103 | 97 | 90 | 87 | 78 | 78 | 77 | 79 | 78 | 72 | 72 | 68 | 68 | 73 | 62 | 51 | 50 | 44 |
| Italian | 74 | 82 | 88 | 85 | 91 | 90 | 86 | 83 | 87 | 88 | 84 | 87 | 90 | 87 | 88 | 84 | 86 | 84 | 86 | 84 | 82 | 88 | 90 | 92 | 91 | 82 | 82 | 80 | 82 | 74 | 71 |
| Japanese | 45 | 53 | 62 | 74 | 91 | 102 | 118 | 121 | 130 | 126 | 127 | 131 | 123 | 126 | 133 | 132 | 132 | 130 | 127 | 123 | 123 | 127 | 130 | 124 | 122 | 122 | 125 | 124 | 122 | 121 | 127 |
| Korean | 2 | 2 | 3 | 4 | 4 | 5 | 7 | 5 | 5 | 5 | 5 | 5 | 4 | 4 | 2 | 2 | 2 | 2 | 2 | 2 | 2 | 4 | 2 | 2 | 2 | 2 | 2 | 2 | 2 | 2 | 2 |
| Latin | 11 | 12 | 12 | 13 | 13 | 13 | 13 | 13 | 11 | 12 | 13 | 16 | 13 | 13 | 15 | 15 | 17 | 17 | 16 | 18 | 18 | 16 | 19 | 18 | 18 | 22 | 21 | 20 | 20 | 21 | 20 |
| Greek | 70 | 67 | 67 | 59 | 51 | 55 | 58 | 50 | 49 | 50 | 42 | 44 | 41 | 43 | 38 | 35 | 34 | 31 | 33 | 37 | 35 | 34 | 32 | 32 | 30 | 28 | 29 | 23 | 27 | 23 | 20 |
| Spanish | 16 | 16 | 14 | 17 | 9 | 10 | 11 | 12 | 12 | 14 | 15 | 13 | 12 | 12 | 12 | 13 | 11 | 11 | 11 | 13 | 11 | 11 | 9 | 9 | 8 | 12 | 13 | 13 | 15 | 12 | 13 |
| Turkish | 9 | 10 | 10 | 11 | 11 | 12 | 12 | 11 | 13 | 12 | 11 | 12 | 12 | 16 | 15 | 15 | 14 | 13 | 15 | 13 | 12 | 12 | 14 | 12 | 10 | 13 | 13 | 12 | 10 | 9 | 10 |
| Vietnamese | 19 | 22 | 21 | 18 | 21 | 20 | 19 | 18 | 18 | 16 | 17 | 14 | 14 | 15 | 19 | 21 | 19 | 22 | 21 | 19 | 19 | 18 | 19 | 15 | 15 | 14 | 13 | 14 | 13 | 12 | 16 |
| Other | 61 | 60 | 65 | 70 | 73 | 79 | 81 | 77 | 71 | 79 | 74 | 82 | 76 | 82 | 82 | 82 | 80 | 78 | 66 | 75 | 71 | 72 | 72 | 76 | 74 | 74 | 70 | 70 | 68 | 69 | 67 |
| TOTAL | 592 | 623 | 657 | 684 | 716 | 754 | 791 | 777 | 806 | 816 | 822 | 827 | 813 | 822 | 827 | 816 | 811 | 790 | 773 | 776 | 774 | 776 | 777 | 787 | 777 | 775 | 770 | 736 | 690 | 669 | 661 |
| Change (+/-) % yoy | | 5.2% | 5.5% | 4.1% | 4.7% | 5.3% | 4.9% | -1.8% | 3.7% | 1.2% | 0.7% | 0.6% | -1.7% | 1.1% | 0.6% | -1.3% | -0.6% | -2.6% | -2.2% | 0.4% | -0.3% | 0.3% | 0.1% | 1.3% | -1.3% | -0.3% | -0.6% | -4.4% | -6.3% | -3.0% | -1.2% |

Source: Victorian Curriculum and Assessment Authority (VCAA)

Number of schools offering language courses at Year 12 level (VCE Unit 4), by language, Victoria, 1994-2024



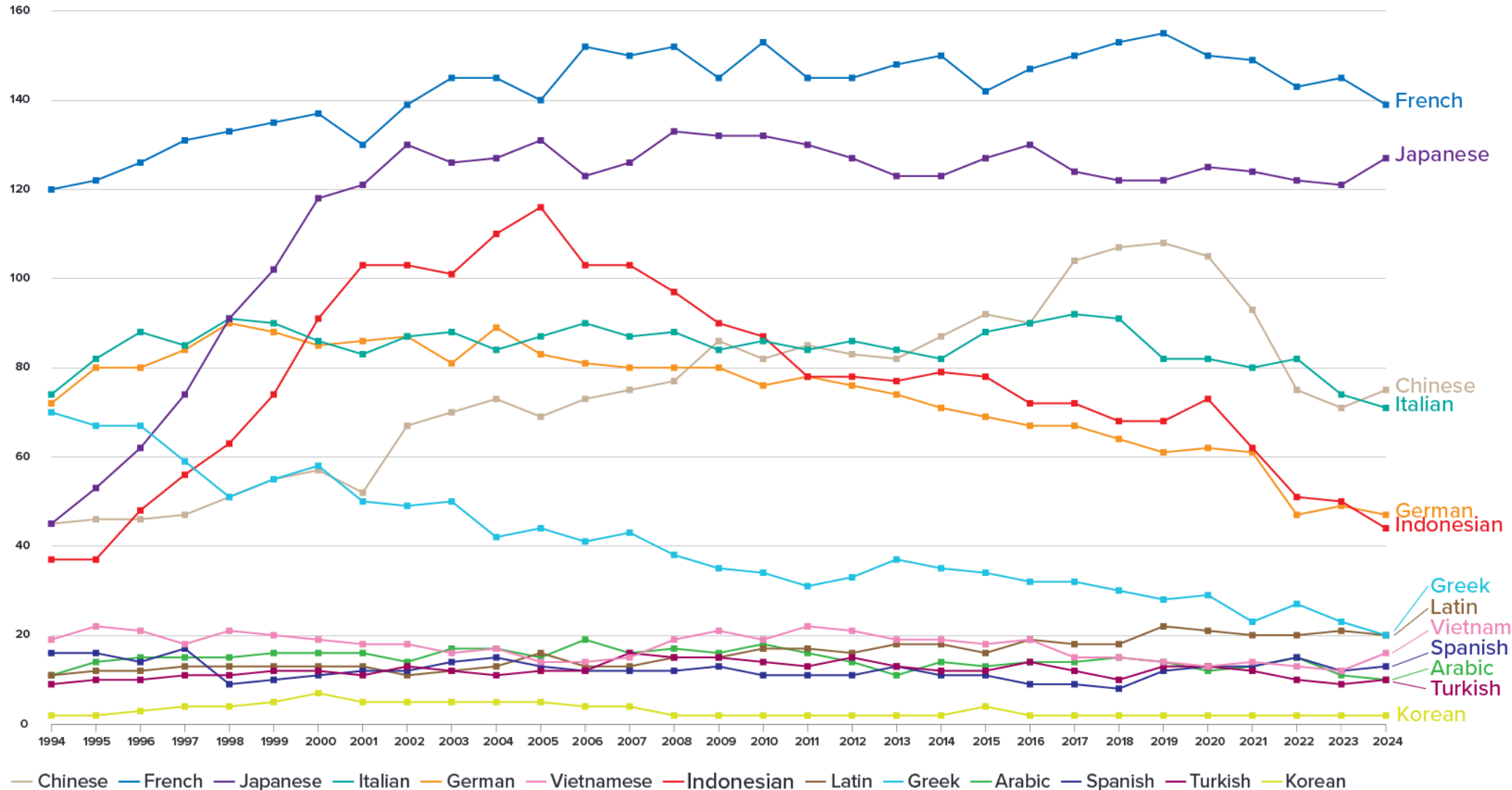
| LANGUAGE | 1994 | 1995 | 1996 | 1997 | 1998 | 1999 | 2000 | 2001 | 2002 | 2003 | 2004 | 2005 | 2006 | 2007 | 2008 | 2009 | 2010 | 2011 | 2012 | 2013 | 2014 | 2015 | 2016 | 2017 | 2018 | 2019 | 2020 | 2021 | 2022 | 2023 | 2024 |
|---------------------------|------------|------------|------------|------------|------------|------------|------------|------------|------------|------------|------------|------------|------------|------------|------------|------------|------------|------------|------------|------------|------------|------------|------------|------------|------------|------------|------------|------------|------------|------------|------------|
| Arabic | 11 | 14 | 15 | 15 | 15 | 16 | 16 | 16 | 14 | 17 | 17 | 15 | 19 | 16 | 17 | 16 | 18 | 16 | 14 | 11 | 14 | 13 | 14 | 14 | 15 | 14 | 12 | 13 | 15 | 11 | 10 |
| Chinese | 45 | 46 | 46 | 47 | 51 | 55 | 57 | 52 | 67 | 70 | 73 | 69 | 73 | 75 | 77 | 86 | 82 | 85 | 83 | 82 | 87 | 92 | 90 | 104 | 107 | 108 | 105 | 93 | 75 | 71 | 75 |
| French | 120 | 122 | 126 | 131 | 133 | 135 | 137 | 130 | 139 | 145 | 145 | 140 | 152 | 150 | 152 | 145 | 153 | 145 | 145 | 148 | 150 | 142 | 147 | 150 | 153 | 155 | 150 | 149 | 143 | 145 | 139 |
| German | 72 | 80 | 80 | 84 | 90 | 88 | 85 | 86 | 87 | 81 | 89 | 83 | 81 | 80 | 80 | 80 | 76 | 78 | 76 | 74 | 71 | 69 | 67 | 67 | 64 | 61 | 62 | 61 | 47 | 49 | 47 |
| Indonesian | 37 | 37 | 48 | 56 | 63 | 74 | 91 | 103 | 103 | 101 | 110 | 116 | 103 | 103 | 97 | 90 | 87 | 78 | 78 | 77 | 79 | 78 | 72 | 72 | 68 | 68 | 73 | 62 | 51 | 50 | 44 |
| Italian | 74 | 82 | 88 | 85 | 91 | 90 | 86 | 83 | 87 | 88 | 84 | 87 | 90 | 87 | 88 | 84 | 86 | 84 | 86 | 84 | 82 | 88 | 90 | 92 | 91 | 82 | 82 | 80 | 82 | 74 | 71 |
| Japanese | 45 | 53 | 62 | 74 | 91 | 102 | 118 | 121 | 130 | 126 | 127 | 131 | 123 | 126 | 133 | 132 | 132 | 130 | 127 | 123 | 123 | 127 | 130 | 124 | 122 | 122 | 125 | 124 | 122 | 121 | 127 |
| Korean | 2 | 2 | 3 | 4 | 4 | 5 | 7 | 5 | 5 | 5 | 5 | 5 | 4 | 4 | 2 | 2 | 2 | 2 | 2 | 2 | 2 | 4 | 2 | 2 | 2 | 2 | 2 | 2 | 2 | 2 | 2 |
| Latin | 11 | 12 | 12 | 13 | 13 | 13 | 13 | 13 | 11 | 12 | 13 | 16 | 13 | 13 | 15 | 15 | 17 | 17 | 16 | 18 | 18 | 16 | 19 | 18 | 18 | 22 | 21 | 20 | 20 | 21 | 20 |
| Greek | 70 | 67 | 67 | 59 | 51 | 55 | 58 | 50 | 49 | 50 | 42 | 44 | 41 | 43 | 38 | 35 | 34 | 31 | 33 | 37 | 35 | 34 | 32 | 32 | 30 | 28 | 29 | 23 | 27 | 23 | 20 |
| Spanish | 16 | 16 | 14 | 17 | 9 | 10 | 11 | 12 | 12 | 14 | 15 | 13 | 12 | 12 | 12 | 13 | 11 | 11 | 11 | 13 | 11 | 11 | 9 | 9 | 8 | 12 | 13 | 13 | 15 | 12 | 13 |
| Turkish | 9 | 10 | 10 | 11 | 11 | 12 | 12 | 11 | 13 | 12 | 11 | 12 | 12 | 16 | 15 | 15 | 14 | 13 | 15 | 13 | 12 | 12 | 14 | 12 | 10 | 13 | 13 | 12 | 10 | 9 | 10 |
| Vietnamese | 19 | 22 | 21 | 18 | 21 | 20 | 19 | 18 | 18 | 16 | 17 | 14 | 14 | 15 | 19 | 21 | 19 | 22 | 21 | 19 | 19 | 18 | 19 | 15 | 15 | 14 | 13 | 14 | 13 | 12 | 16 |
| Other | 61 | 60 | 65 | 70 | 73 | 79 | 81 | 77 | 71 | 79 | 74 | 82 | 76 | 82 | 82 | 82 | 80 | 78 | 66 | 75 | 71 | 72 | 72 | 76 | 74 | 74 | 70 | 70 | 68 | 69 | 67 |
| TOTAL | 592 | 623 | 657 | 684 | 716 | 754 | 791 | 777 | 806 | 816 | 822 | 827 | 813 | 822 | 827 | 816 | 811 | 790 | 773 | 776 | 774 | 776 | 777 | 787 | 777 | 775 | 770 | 736 | 690 | 669 | 661 |
| Change (+/-) % yoy | | 5.2% | 5.5% | 4.1% | 4.7% | 5.3% | 4.9% | -1.8% | 3.7% | 1.2% | 0.7% | 0.6% | -1.7% | 1.1% | 0.6% | -1.3% | -0.6% | -2.6% | -2.2% | 0.4% | -0.3% | 0.3% | 0.1% | 1.3% | -1.3% | -0.3% | -0.6% | -4.4% | -6.3% | -3.0% | -1.2% |

NALSAS

NALSSP

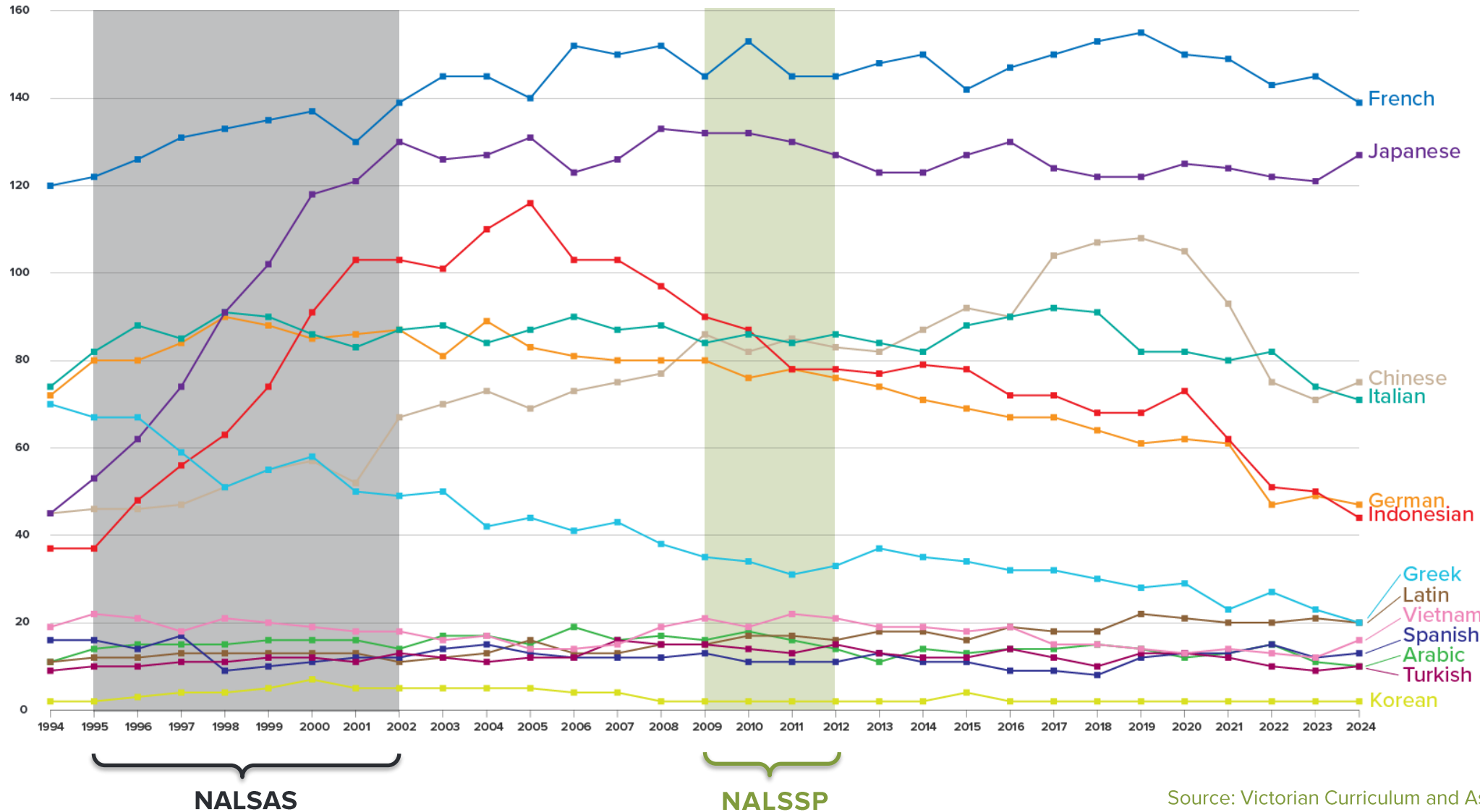
Source: Victorian Curriculum and Assessment Authority (VCAA)

Number of schools offering language courses at Year 12 Level (VCE Unit 4), by language, Victoria, 1994-2024.



Source: Victorian Curriculum and Assessment Authority (VCAA)

Number of schools offering language courses at Year 12 Level (VCE Unit 4), by language, Victoria, 1994-2024.



Number of schools offering Indonesian at Year 12 level (VCE Unit 4), Victoria, 1994-2024



| LANGUAGE | 1994 | 1995 | 1996 | 1997 | 1998 | 1999 | 2000 | 2001 | 2002 | 2003 | 2004 | 2005 | 2006 | 2007 | 2008 | 2009 | 2010 | 2011 | 2012 | 2013 | 2014 | 2015 | 2016 | 2017 | 2018 | 2019 | 2020 | 2021 | 2022 | 2023 | 2024 |
|--------------------|------|------|-------|-------|-------|-------|-------|-------|------|-------|------|------|--------|------|-------|-------|-------|--------|------|-------|------|-------|-------|------|-------|------|------|--------|--------|-------|--------|
| Indonesian | 37 | 37 | 48 | 56 | 63 | 74 | 91 | 103 | 103 | 101 | 110 | 116 | 103 | 103 | 97 | 90 | 87 | 78 | 78 | 77 | 79 | 78 | 72 | 72 | 68 | 68 | 73 | 62 | 51 | 50 | 44 |
| Change (+/-) % yoy | | 0.0% | 29.7% | 16.7% | 12.5% | 17.5% | 23.0% | 13.2% | 0.0% | -1.9% | 8.9% | 5.5% | -11.2% | 0.0% | -5.8% | -7.2% | -3.3% | -10.3% | 0.0% | -1.3% | 2.6% | -1.3% | -7.7% | 0.0% | -5.6% | 0.0% | 7.4% | -15.1% | -17.7% | -2.0% | -12.0% |

Source: Victorian Curriculum and Assessment Authority (VCAA)

Number of schools offering Indonesian at Year 12 level (VCE Unit 4), Victoria, 1994-2024

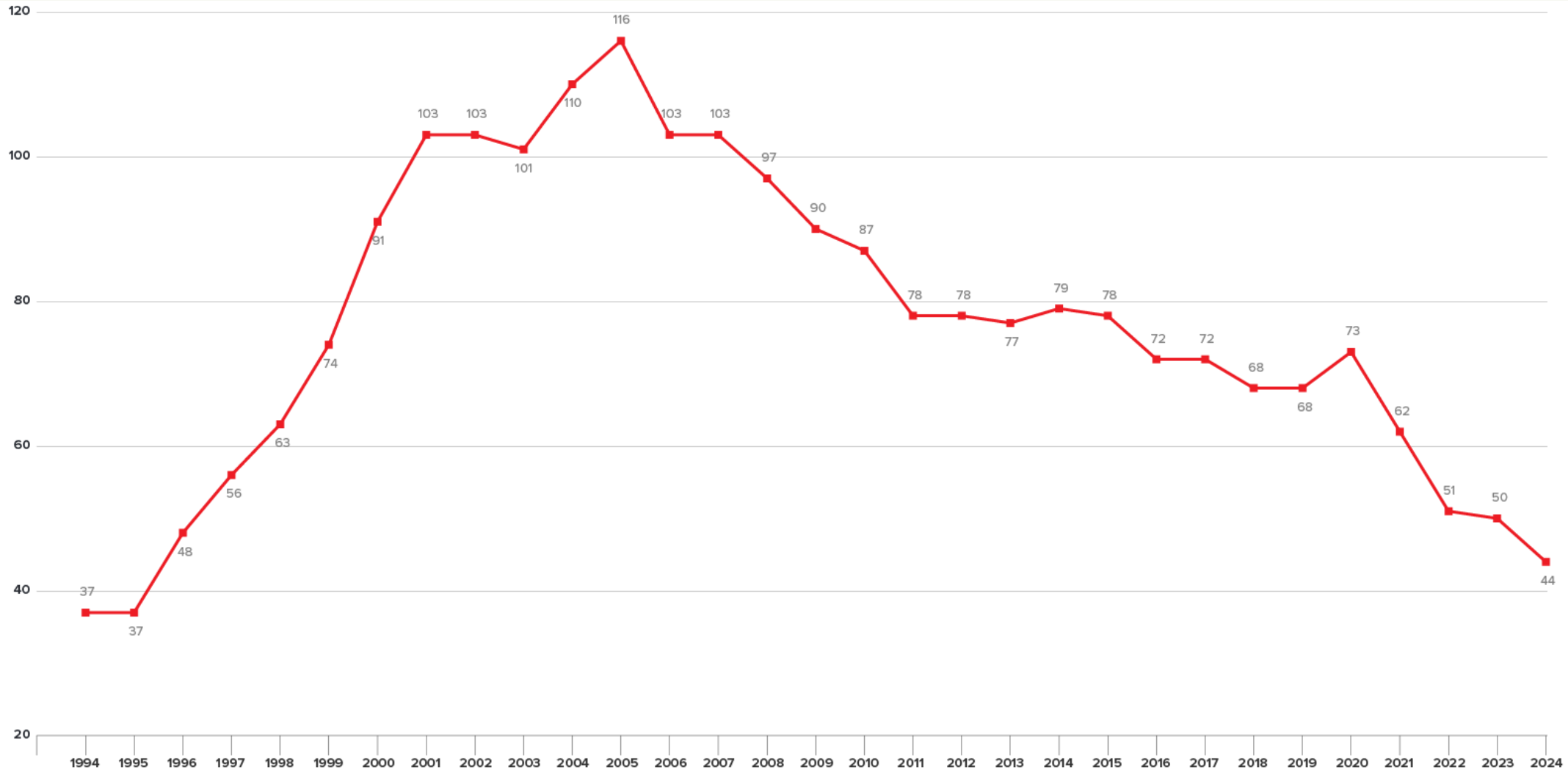
| LANGUAGE | 1994 | 1995 | 1996 | 1997 | 1998 | 1999 | 2000 | 2001 | 2002 | 2003 | 2004 | 2005 | 2006 | 2007 | 2008 | 2009 | 2010 | 2011 | 2012 | 2013 | 2014 | 2015 | 2016 | 2017 | 2018 | 2019 | 2020 | 2021 | 2022 | 2023 | 2024 |
|--------------------|------|------|-------|-------|-------|-------|-------|-------|------|-------|------|------|--------|------|-------|-------|-------|--------|------|-------|------|-------|-------|------|-------|------|------|--------|--------|-------|--------|
| Indonesian | 37 | 37 | 48 | 56 | 63 | 74 | 91 | 103 | 103 | 101 | 110 | 116 | 103 | 103 | 97 | 90 | 87 | 78 | 78 | 77 | 79 | 78 | 72 | 72 | 68 | 68 | 73 | 62 | 51 | 50 | 44 |
| Change (+/-) % yoy | | 0.0% | 29.7% | 16.7% | 12.5% | 17.5% | 23.0% | 13.2% | 0.0% | -1.9% | 8.9% | 5.5% | -11.2% | 0.0% | -5.8% | -7.2% | -3.3% | -10.3% | 0.0% | -1.3% | 2.6% | -1.3% | -7.7% | 0.0% | -5.6% | 0.0% | 7.4% | -15.1% | -17.7% | -2.0% | -12.0% |

NALSAS

NALSSP

Source: Victorian Curriculum and Assessment Authority (VCAA)

Number of schools offering Indonesian at Year 12 level (VCE Unit 4), Victoria, 1994-2024.



Source: Victorian Curriculum and Assessment Authority (VCAA)

Number of schools offering Indonesian at Year 12 level (VCE Unit 4), Victoria, 1994-2024.



Number of VCE (Unit 4) enrolments in languages, by language, Victoria, 1994-2024



| LANGUAGE | 1994 | 1995 | 1996 | 1997 | 1998 | 1999 | 2000 | 2001 | 2002 | 2003 | 2004 | 2005 | 2006 | 2007 | 2008 | 2009 | 2010 | 2011 | 2012 | 2013 | 2014 | 2015 | 2016 | 2017 | 2018 | 2019 | 2020 | 2021 | 2022 | 2023 | 2024 |
|-----------------------|-------|-------|-------|-------|-------|-------|-------|-------|--------|--------|--------|--------|--------|--------|--------|--------|--------|--------|--------|--------|-------|--------|--------|--------|--------|-------|-------|-------|--------|-------|-------|
| Arabic | 143 | 149 | 167 | 155 | 159 | 177 | 152 | 177 | 169 | 161 | 142 | 149 | 176 | 146 | 123 | 120 | 132 | 142 | 141 | 137 | 136 | 145 | 173 | 165 | 219 | 194 | 184 | 140 | 154 | 105 | 107 |
| Chinese | 1,120 | 1,015 | 929 | 1,049 | 1,020 | 1,202 | 1,453 | 1,680 | 2,060 | 2,464 | 2,905 | 2,633 | 2,606 | 2,619 | 2,760 | 3,190 | 3,048 | 3,037 | 3,016 | 2,928 | 2,985 | 3,172 | 3,075 | 3,296 | 3,296 | 3,162 | 2,687 | 2,463 | 2,120 | 1,898 | 2,093 |
| French | 1,017 | 1,027 | 1,015 | 1,086 | 1,243 | 1,272 | 1,297 | 1,302 | 1,369 | 1,515 | 1,546 | 1,561 | 1,672 | 1,774 | 1,880 | 1,725 | 1,790 | 1,772 | 1,874 | 1,830 | 1,836 | 1,729 | 1,721 | 1,776 | 1,731 | 1,644 | 1,660 | 1,641 | 1,492 | 1,539 | 1,497 |
| German | 614 | 605 | 669 | 709 | 741 | 749 | 774 | 874 | 848 | 786 | 853 | 798 | 777 | 760 | 733 | 705 | 700 | 701 | 694 | 669 | 669 | 652 | 616 | 615 | 601 | 575 | 527 | 536 | 412 | 427 | 376 |
| Indonesian | 502 | 493 | 648 | 765 | 800 | 869 | 980 | 1,044 | 1,061 | 1,005 | 932 | 970 | 911 | 840 | 836 | 713 | 723 | 647 | 571 | 598 | 608 | 572 | 560 | 575 | 545 | 501 | 560 | 444 | 387 | 348 | 337 |
| Italian | 771 | 841 | 768 | 776 | 821 | 770 | 741 | 770 | 827 | 805 | 840 | 782 | 972 | 853 | 816 | 830 | 807 | 819 | 841 | 842 | 762 | 898 | 875 | 870 | 853 | 812 | 802 | 682 | 584 | 580 | 547 |
| Japanese | 539 | 531 | 679 | 817 | 1,056 | 1,089 | 1,220 | 1,251 | 1,332 | 1,216 | 1,274 | 1,326 | 1,251 | 1,197 | 1,258 | 1,226 | 1,264 | 1,190 | 1,196 | 1,086 | 1,042 | 1,120 | 1,093 | 1,158 | 1,171 | 1,130 | 1,148 | 1,129 | 1,064 | 992 | 1,162 |
| Korean | 33 | 33 | 44 | 67 | 61 | 84 | 70 | 60 | 103 | 96 | 112 | 112 | 134 | 140 | 171 | 138 | 134 | 96 | 102 | 87 | 86 | 73 | 69 | 78 | 59 | 67 | 65 | 63 | 60 | 34 | 44 |
| Latin | 90 | 69 | 79 | 100 | 104 | 121 | 133 | 136 | 120 | 118 | 124 | 171 | 170 | 154 | 164 | 183 | 187 | 196 | 215 | 240 | 194 | 201 | 236 | 285 | 224 | 246 | 255 | 253 | 278 | 255 | 257 |
| Greek | 969 | 886 | 830 | 804 | 631 | 650 | 558 | 469 | 476 | 428 | 394 | 390 | 329 | 317 | 290 | 258 | 269 | 240 | 252 | 274 | 267 | 267 | 253 | 269 | 241 | 231 | 207 | 201 | 207 | 196 | 181 |
| Spanish | 233 | 184 | 196 | 215 | 177 | 174 | 158 | 145 | 145 | 134 | 150 | 130 | 96 | 96 | 130 | 119 | 109 | 104 | 89 | 117 | 106 | 88 | 86 | 82 | 91 | 88 | 120 | 110 | 129 | 92 | 134 |
| Turkish | 197 | 219 | 228 | 250 | 260 | 297 | 233 | 234 | 265 | 218 | 231 | 264 | 232 | 244 | 263 | 216 | 266 | 215 | 236 | 202 | 167 | 140 | 145 | 124 | 106 | 107 | 100 | 98 | 81 | 69 | 69 |
| Vietnamese | 668 | 592 | 490 | 428 | 404 | 408 | 348 | 329 | 343 | 350 | 348 | 368 | 392 | 413 | 520 | 556 | 507 | 583 | 500 | 472 | 435 | 362 | 426 | 501 | 510 | 516 | 573 | 455 | 343 | 343 | 477 |
| Other | 804 | 751 | 854 | 905 | 928 | 978 | 955 | 941 | 890 | 888 | 871 | 924 | 862 | 761 | 753 | 702 | 688 | 746 | 725 | 739 | 655 | 670 | 722 | 707 | 676 | 630 | 658 | 531 | 535 | 604 | 652 |
| TOTAL | 7,700 | 7,395 | 7,596 | 8,126 | 8,405 | 8,840 | 9,072 | 9,412 | 10,008 | 10,184 | 10,722 | 10,578 | 10,580 | 10,314 | 10,697 | 10,681 | 10,624 | 10,488 | 10,452 | 10,221 | 9,948 | 10,089 | 10,050 | 10,501 | 10,323 | 9,903 | 9,546 | 8,746 | 7,846 | 7,482 | 7,933 |
| Change (+/-) % yoy | | -4.0% | 2.7% | 7.0% | 3.4% | 5.2% | 2.6% | 3.7% | 6.3% | 1.8% | 5.3% | -1.3% | 0.0% | -2.5% | 3.7% | -0.1% | -0.5% | -1.3% | -0.3% | -2.2% | -2.7% | 1.4% | -0.4% | 4.5% | -1.7% | -4.1% | -3.6% | -8.4% | -10.3% | -4.6% | 6.0% |

Source: Victorian Curriculum and Assessment Authority (VCAA)

Number of VCE (Unit 4) enrolments in languages, by language, Victoria, 1994-2024

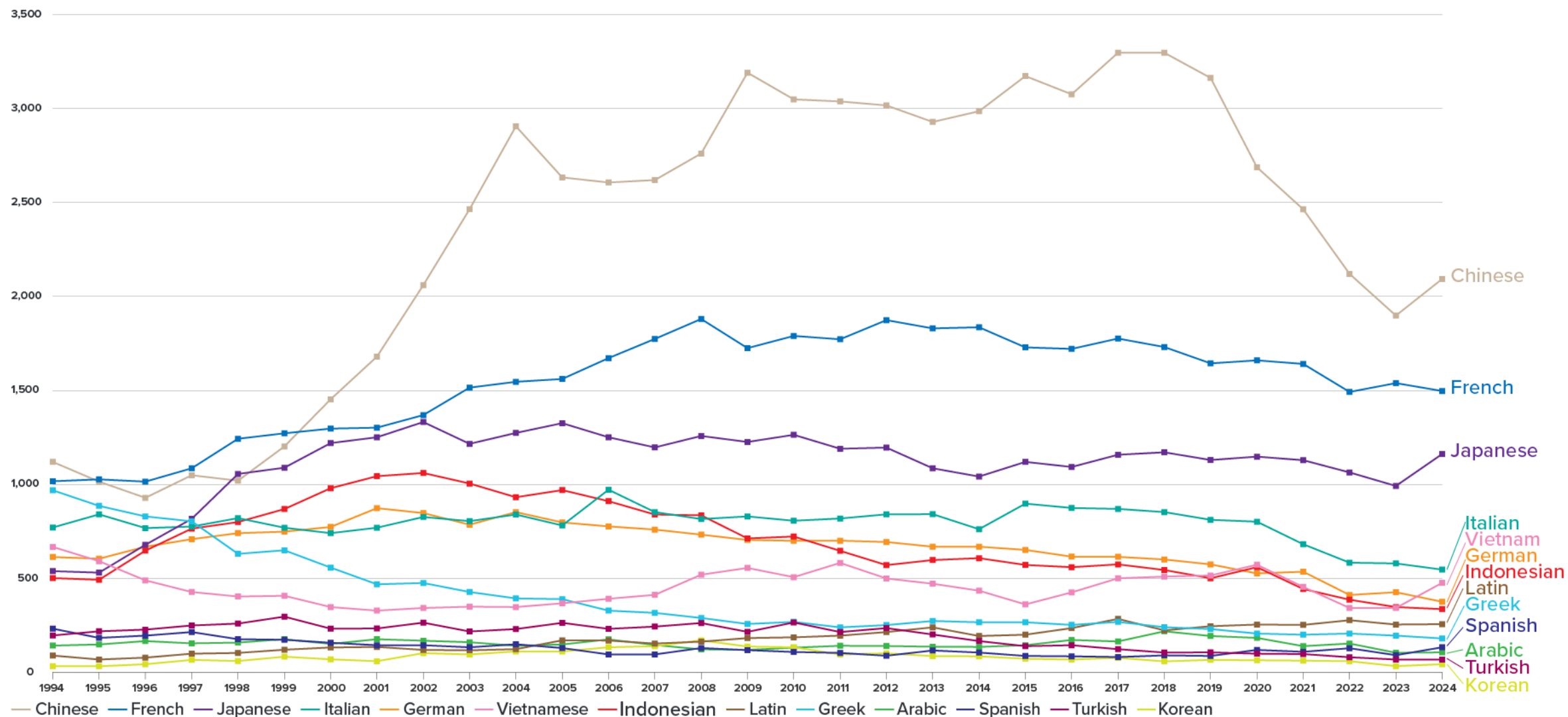
| LANGUAGE | 1994 | 1995 | 1996 | 1997 | 1998 | 1999 | 2000 | 2001 | 2002 | 2003 | 2004 | 2005 | 2006 | 2007 | 2008 | 2009 | 2010 | 2011 | 2012 | 2013 | 2014 | 2015 | 2016 | 2017 | 2018 | 2019 | 2020 | 2021 | 2022 | 2023 | 2024 |
|-----------------------|-------|-------|-------|-------|-------|-------|-------|-------|--------|--------|--------|--------|--------|--------|--------|--------|--------|--------|--------|--------|-------|--------|--------|--------|--------|-------|-------|-------|--------|-------|-------|
| Arabic | 143 | 149 | 167 | 155 | 159 | 177 | 152 | 177 | 169 | 161 | 142 | 149 | 176 | 146 | 123 | 120 | 132 | 142 | 141 | 137 | 136 | 145 | 173 | 165 | 219 | 194 | 184 | 140 | 154 | 105 | 107 |
| Chinese | 1,120 | 1,015 | 929 | 1,049 | 1,020 | 1,202 | 1,453 | 1,680 | 2,060 | 2,464 | 2,905 | 2,633 | 2,606 | 2,619 | 2,760 | 3,190 | 3,048 | 3,037 | 3,016 | 2,928 | 2,985 | 3,172 | 3,075 | 3,296 | 3,296 | 3,162 | 2,687 | 2,463 | 2,120 | 1,898 | 2,093 |
| French | 1,017 | 1,027 | 1,015 | 1,086 | 1,243 | 1,272 | 1,297 | 1,302 | 1,369 | 1,515 | 1,546 | 1,561 | 1,672 | 1,774 | 1,880 | 1,725 | 1,790 | 1,772 | 1,874 | 1,830 | 1,836 | 1,729 | 1,721 | 1,776 | 1,731 | 1,644 | 1,660 | 1,641 | 1,492 | 1,539 | 1,497 |
| German | 614 | 605 | 669 | 709 | 741 | 749 | 774 | 874 | 848 | 786 | 853 | 798 | 777 | 760 | 733 | 705 | 700 | 701 | 694 | 669 | 669 | 652 | 616 | 615 | 601 | 575 | 527 | 536 | 412 | 427 | 376 |
| Indonesian | 502 | 493 | 648 | 765 | 800 | 869 | 980 | 1,044 | 1,061 | 1,005 | 932 | 970 | 911 | 840 | 836 | 713 | 723 | 647 | 571 | 598 | 608 | 572 | 560 | 575 | 545 | 501 | 560 | 444 | 387 | 348 | 337 |
| Italian | 771 | 841 | 768 | 776 | 821 | 770 | 741 | 770 | 827 | 805 | 840 | 782 | 972 | 853 | 816 | 830 | 807 | 819 | 841 | 842 | 762 | 898 | 875 | 870 | 853 | 812 | 802 | 682 | 584 | 580 | 547 |
| Japanese | 539 | 531 | 679 | 817 | 1,056 | 1,089 | 1,220 | 1,251 | 1,332 | 1,216 | 1,274 | 1,326 | 1,251 | 1,197 | 1,258 | 1,226 | 1,264 | 1,190 | 1,196 | 1,086 | 1,042 | 1,120 | 1,093 | 1,158 | 1,171 | 1,130 | 1,148 | 1,129 | 1,064 | 992 | 1,162 |
| Korean | 33 | 33 | 44 | 67 | 61 | 84 | 70 | 60 | 103 | 96 | 112 | 112 | 134 | 140 | 171 | 138 | 134 | 96 | 102 | 87 | 86 | 73 | 69 | 78 | 59 | 67 | 65 | 63 | 60 | 34 | 44 |
| Latin | 90 | 69 | 79 | 100 | 104 | 121 | 133 | 136 | 120 | 118 | 124 | 171 | 170 | 154 | 164 | 183 | 187 | 196 | 215 | 240 | 194 | 201 | 236 | 285 | 224 | 246 | 255 | 253 | 278 | 255 | 257 |
| Greek | 969 | 886 | 830 | 804 | 631 | 650 | 558 | 469 | 476 | 428 | 394 | 390 | 329 | 317 | 290 | 258 | 269 | 240 | 252 | 274 | 267 | 267 | 253 | 269 | 241 | 231 | 207 | 201 | 207 | 196 | 181 |
| Spanish | 233 | 184 | 196 | 215 | 177 | 174 | 158 | 145 | 145 | 134 | 150 | 130 | 96 | 96 | 130 | 119 | 109 | 104 | 89 | 117 | 106 | 88 | 86 | 82 | 91 | 88 | 120 | 110 | 129 | 92 | 134 |
| Turkish | 197 | 219 | 228 | 250 | 260 | 297 | 233 | 234 | 265 | 218 | 231 | 264 | 232 | 244 | 263 | 216 | 266 | 215 | 236 | 202 | 167 | 140 | 145 | 124 | 106 | 107 | 100 | 98 | 81 | 69 | 69 |
| Vietnamese | 668 | 592 | 490 | 428 | 404 | 408 | 348 | 329 | 343 | 350 | 348 | 368 | 392 | 413 | 520 | 556 | 507 | 583 | 500 | 472 | 435 | 362 | 426 | 501 | 510 | 516 | 573 | 455 | 343 | 343 | 477 |
| Other | 804 | 751 | 854 | 905 | 928 | 978 | 955 | 941 | 890 | 888 | 871 | 924 | 862 | 761 | 753 | 702 | 688 | 746 | 725 | 739 | 655 | 670 | 722 | 707 | 676 | 630 | 658 | 531 | 535 | 604 | 652 |
| TOTAL | 7,700 | 7,395 | 7,596 | 8,126 | 8,405 | 8,840 | 9,072 | 9,412 | 10,008 | 10,184 | 10,722 | 10,578 | 10,580 | 10,314 | 10,697 | 10,681 | 10,624 | 10,488 | 10,452 | 10,221 | 9,948 | 10,089 | 10,050 | 10,501 | 10,323 | 9,903 | 9,546 | 8,746 | 7,846 | 7,482 | 7,933 |
| Change (+/-) % yoy | | -4.0% | 2.7% | 7.0% | 3.4% | 5.2% | 2.6% | 3.7% | 6.3% | 1.8% | 5.3% | -1.3% | 0.0% | -2.5% | 3.7% | -0.1% | -0.5% | -1.3% | -0.3% | -2.2% | -2.7% | 1.4% | -0.4% | 4.5% | -1.7% | -4.1% | -3.6% | -8.4% | -10.3% | -4.6% | 6.0% |

NALSAS

NALSSP

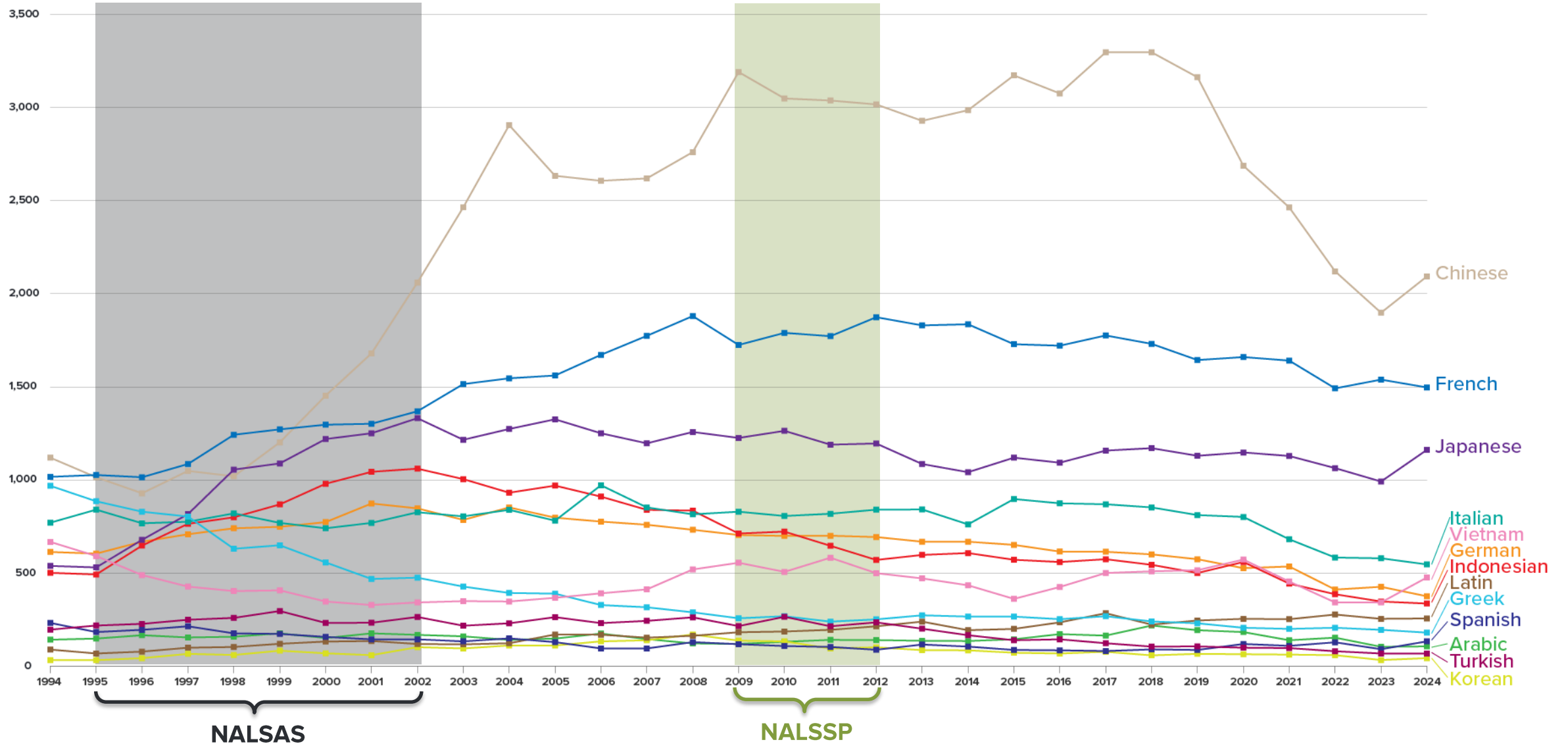
Source: Victorian Curriculum and Assessment Authority (VCAA)

Number of VCE (Unit 4) enrolments in languages, by language, Victoria, 1994-2024.



Source: Victorian Curriculum and Assessment Authority (VCAA)

Number of VCE (Unit 4) enrolments in languages, by language, Victoria, 1994-2024.



Number of VCE (Unit 4) enrolments in Indonesian, Victoria, 1994-2024



| LANGUAGE | 1994 | 1995 | 1996 | 1997 | 1998 | 1999 | 2000 | 2001 | 2002 | 2003 | 2004 | 2005 | 2006 | 2007 | 2008 | 2009 | 2010 | 2011 | 2012 | 2013 | 2014 | 2015 | 2016 | 2017 | 2018 | 2019 | 2020 | 2021 | 2022 | 2023 | 2024 |
|--------------------|------|-------|-------|-------|------|------|-------|-------|-------|-------|-------|------|-------|-------|-------|--------|------|--------|--------|------|------|-------|-------|------|-------|-------|-------|--------|--------|--------|-------|
| Indonesian | 502 | 493 | 648 | 765 | 800 | 869 | 980 | 1,044 | 1,061 | 1,005 | 932 | 970 | 911 | 840 | 836 | 713 | 723 | 647 | 571 | 598 | 608 | 572 | 560 | 575 | 545 | 501 | 560 | 444 | 387 | 348 | 337 |
| Change (+/-) % yoy | | -1.8% | 31.4% | 18.1% | 4.6% | 8.6% | 12.8% | 6.5% | 1.6% | -5.3% | -7.3% | 4.1% | -6.1% | -7.8% | -0.5% | -14.7% | 1.4% | -10.5% | -11.7% | 4.7% | 1.7% | -5.9% | -2.1% | 2.7% | -5.2% | -8.1% | 11.8% | -20.7% | -12.8% | -10.1% | -3.2% |

Source: Victorian Curriculum and Assessment Authority (VCAA)

Number of VCE (Unit 4) enrolments in Indonesian, Victoria, 1994-2024

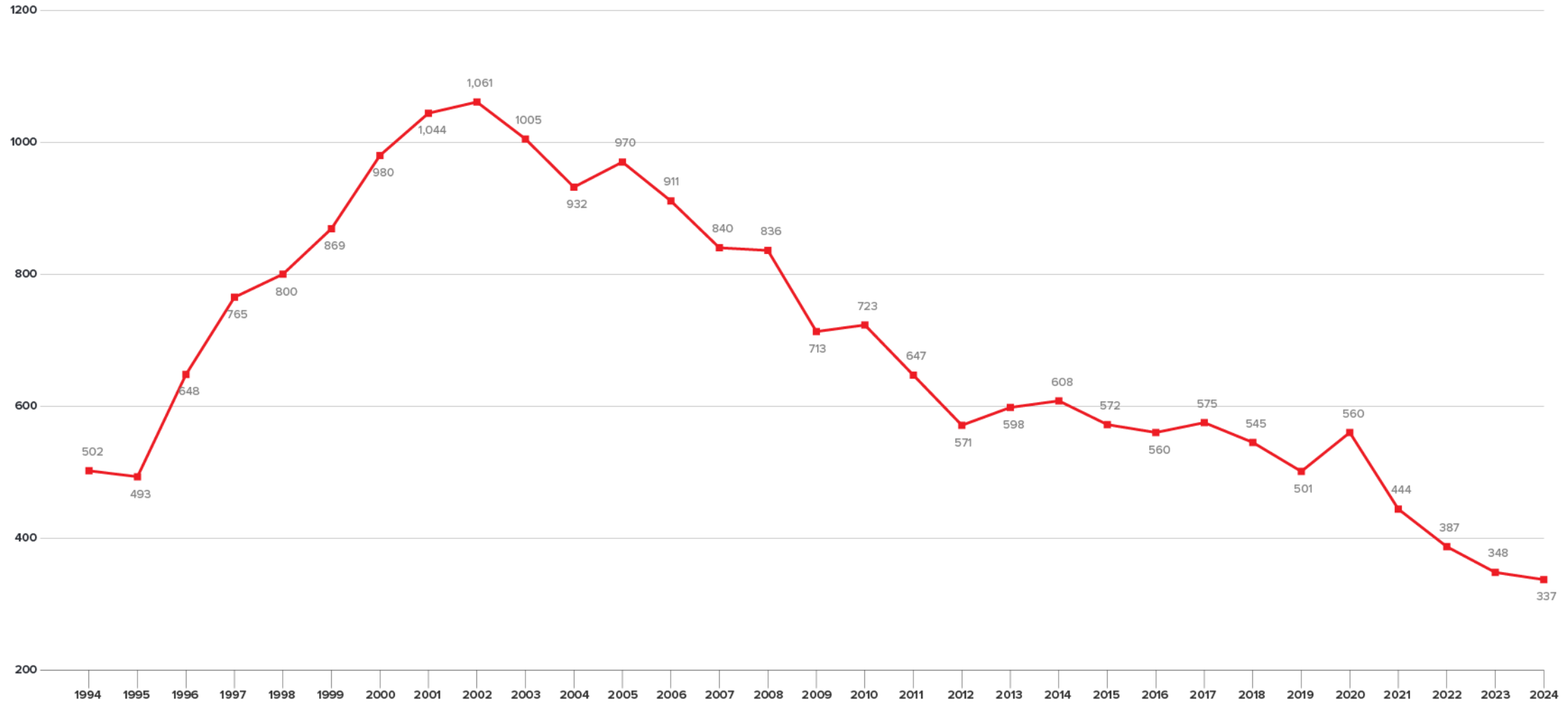
| LANGUAGE | 1994 | 1995 | 1996 | 1997 | 1998 | 1999 | 2000 | 2001 | 2002 | 2003 | 2004 | 2005 | 2006 | 2007 | 2008 | 2009 | 2010 | 2011 | 2012 | 2013 | 2014 | 2015 | 2016 | 2017 | 2018 | 2019 | 2020 | 2021 | 2022 | 2023 | 2024 |
|--------------------|------|-------|-------|-------|------|------|-------|-------|-------|-------|-------|------|-------|-------|-------|--------|------|--------|--------|------|------|-------|-------|------|-------|-------|-------|--------|--------|--------|-------|
| Indonesian | 502 | 493 | 648 | 765 | 800 | 869 | 980 | 1,044 | 1,061 | 1,005 | 932 | 970 | 911 | 840 | 836 | 713 | 723 | 647 | 571 | 598 | 608 | 572 | 560 | 575 | 545 | 501 | 560 | 444 | 387 | 348 | 337 |
| Change (+/-) % yoy | | -1.8% | 31.4% | 18.1% | 4.6% | 8.6% | 12.8% | 6.5% | 1.6% | -5.3% | -7.3% | 4.1% | -6.1% | -7.8% | -0.5% | -14.7% | 1.4% | -10.5% | -11.7% | 4.7% | 1.7% | -5.9% | -2.1% | 2.7% | -5.2% | -8.1% | 11.8% | -20.7% | -12.8% | -10.1% | -3.2% |

NALSAS

NALSSP

Source: Victorian Curriculum and Assessment Authority (VCAA)

Number of VCE (Unit 4) enrolments in Indonesian, Victoria, 1994-2024.



Number of VCE (Unit 4) enrolments in Indonesian, Victoria, 1994-2024.



Source: Victorian Curriculum and Assessment Authority (VCAA)

Contact Us.

Email:

enquiries@acicis.edu.au

Website:

www.acicis.edu.au



Get **global** with Acicis.