





School Tours in Indonesia



ACICIS
Study Indonesia



ACICIS
Study Indonesia


For more information or to request any brochures, posters, application forms or to find out more, please contact the ACICIS Secretariat

🌐 www.acicis.edu.au @ enquiries@acicis.edu.au ☎ +61 8 6488 6675



Contents

Location	2
Accommodation	2
Costs.....	4
Components.....	5
Activities and Fieldtrips	7
Sample Itinerary	11
WACE Approved.....	13
Security and Safety (Risk Management).....	14
How to Book a School Tour	15





ACICIS Indonesia School Tours build upon ACICIS' extensive experience as a provider of quality in-country language programs for university students and teachers. School tours are delivered by our highly experienced in-country staff and are flexible enough to accommodate the varied needs of school groups. The tours comprise three core components:

- ☒ A set schedule of language classes and tutorial activities delivered by Sanata Dharma University, Yogyakarta.
- ☒ A series of fieldtrips and school visits
- ☒ Local-style accommodation (Guesthouse).

The whole program has been designed by Indonesian language teachers for school students learning Indonesian. The emphasis is on learning through immersion in Indonesian everyday life.

Tour packages are offered for durations of 5, 7, 10, 12, and 14 days. Programs are not set. Rather, schools are invited to work with the ACICIS Tour Program Coordinator to assemble the package that best suits their needs. ACICIS School Tours do not cater for point-to-point style tours (eg Yogyakarta to Bali). ACICIS and Sanata Dharma University have limited capacity to manage multiple groups at a single time, so schools are encouraged to submit inquiries and tentative schedules as early as possible.




Location

All tours are based in Yogyakarta, Central Java. Yogyakarta is one of Indonesia's largest educational hubs and a popular destination for domestic and international visitors. It has a young population and is a very student-friendly city. Yogya also offers easy access to a diverse range of sites in the surrounding region, from World Heritage-listed temples, to active volcanoes and quiet fishing villages.

Accommodation

For the duration of the tour participants may choose to stay in a guesthouse or a hotel within walking distance of Universitas Sanata Dharma. Guesthouses offer participants great insight into local neighbourhood life and Indonesian cuisine. Participants will become accustomed to common Indonesian domestic conventions (no shoes in the house, three tablespoons of sugar in your tea!) and the sound of sweeping at 6am as the neighbourhood wakes up. Facilities include a furnished room, private bathroom, internet-wifi, hot water, common room with TV, and breakfast. Dinner and laundry services can be provided upon request – please speak to the ACICIS Tour Program Coordinator in advance of your tour to book dinner catering and laundry services.



“ The tour provided an opportunity where students could fall in love with Indonesia. It has played an important role in the strategy I have developed at my school for developing the Indonesian program. It proved a good drawcard for increasing class numbers in the post compulsory language years. ”

Mr Tavish Redgrave, Mandurah Baptist College



Costs

In order to book an ACICIS Indonesia School Tour, you must pay a deposit. This deposit will ensure your dates are confirmed and locked-in.

Eight weeks prior to the commencement of your trip, you will be required to confirm your student numbers and we will invoice your school for the balance of fees

What's included in the tour?

- ☒ Tour leader and a full time staff assisting the group;
- ☒ Arrival airport transfer;
- ☒ Transport: Minibus for the whole program;
- ☒ Accommodation;
- ☒ Entrance fee for any field trips;
- ☒ Some meals;
- ☒ Social-Cultural Visa.

What expenses are not included?

International flights, airport departure taxes, insurance, other meals, any optional; tours and activities during free time (not in the schedule), tips and personal expenses.

Cancellation Policy

The deposit that is required to lock-in dates for tours is non-refundable. The balance is due one month prior to tour start dates. You must notify ACICIS of finalised student numbers before the balance is due, as we will be confirming places at Sanata Dharma University for the language classes. The balance of fees is also non-refundable.

Teacher Costs

Teacher costs are for basic expenses only. The secretariat will provide details upon request. Teachers are accommodated alongside their students, but are provided with individual rooms.

Accompanying teachers have the option of taking a language refresher course in either Indonesian or Javanese at the Universitas Sanata Dharma Language Institute. This can be arranged for the times when students are in class. For latest costs, please contact the ACICIS Secretariat. Universitas Sanata Dharma will also provide office space and internet access for teachers.

For most recent price schedule please visit our website:

<http://www.acicis.edu.au/programs/tour/indonesia-school-tour-ist/costs/>

Components

Language Classes

Language classes are a core compulsory component of all tours. Class hours are set at a minimum of 10 hours per week (5 x two hour classes). All teachers are native speakers and have extensive experience in delivering courses from complete beginners to advanced students. The language classes are held at Lembaga Bahasa (Language Institute or LB for short), Universitas Sanata Dharma, Yogyakarta. LB have been providing Indonesian language teaching services since 1992, and since 2010 ACICIS has collaborated with LB on the Indonesian Language Teacher Immersion (ILTI) program.

While the concept of putting students into classrooms may seem at odds with the experiential/tourism focus of many school tours, ACICIS has found that classes are popular with both students and teachers. They provide a firm structure around which other activities may be conducted. The classroom is also a site where students can develop a deeper engagement with the local staff. Equally important, class time provides accompanying teachers with some downtime while their local counterparts take over for a few hours. The Universitas Sanata Dharma language institute is within a five minute walking distance from the accommodation in a vibrant university precinct.

Language classes are available in three daily slots. The minimum ten hours per week may be arranged according to preference and field trip selection.

- ☒ 08.00 - 10.00
- ☒ 10.30 - 12.30
- ☒ 14.00 - 16.00

To set class levels, the home teacher may provide USD with the breakdown of student ability, or a pre-departure placement test provided by USD may be completed. A short informal test is held on day one to ensure that students are correctly placed. The final day of language classes will include an exam. Students will receive a numeric grade and an official certificate on completion.




Tutorials

All students are provided with at least 3 hours per week of one-on-one tutorial work. This time may be used for specific needs, or designed to follow a set of Out of Class Learning Activities (OOCAs) designed by ACICIS. The purpose of the OOCAs and tutorials in general is to have students activating their language skills in real life situations around Yogyakarta. Each person's tutor will assist them with their OOCA tasks and answer any other questions that they may have related to Indonesian language and culture.


Field trips and school visits


Field trips include a variety of structured learning activities along with a number of general sight-seeing trips. Tour leaders may decide on the mix of activities that best suits their group. View a complete list of field trips and school visits.



“ My experience in Indonesia was amazing! I did so many things that I wouldn't be able to do in Australia, and I met so many new people. ”

Student, Mandurah Baptist College






Activities and Fieldtrips

Together with the ACICIS Tour Program Coordinator, schools can assemble the package that best suits their needs. Schools can choose their half day field trips and school visits from the list below. ACICIS recommends that schools choose a good mixture of half day field trips and especially field trips that are 'hands on'.

A limited number of full day field trips are also available on request.





Half day

Each of these field trip options normally take 2-3 hours.

School Visit

School visits provide a great opportunity for students to experience a local Indonesian middle/high school, interact with their Indonesian peers and see what an Indonesian classroom is like.

Yogyakarta local NGO

Visit a local NGO and find out about the work they do to help the community.

Environment and trekking

Merapi lava tour

Merapi is well-known as the most active volcano in Indonesia. Students will take a Jeep ride through the foothills of Merapi to see the aftermath of 2010 eruption that caused numerous fatalities.

Regreening Merapi

Continuous eruptions of Mount Merapi can sometimes destroy the green nature around it. Students will visit the 'Regreening Merapi' project, which aims to revitalize the contaminated area as well as working with the locals and sharing their experience during the eruption, and see their work first hand.

Short classes

Music: Gamelan


Gamelan is a set of traditional instruments used mostly for traditional dances and wayang shows. Students will have the opportunity to learn about Gamelan music and even have a go themselves.

Javanese Traditional Dance

Indonesia has many different traditional dances with Javanese traditional dance being one of the most beautiful. Students will learn some basic dance movements of the traditional Javanese style.

Cooking Class

Well-known for its spices, and often referred to as the 'spice islands', Indonesia has a lot of mouth-watering cuisine to try. Students will shop for their own ingredients at a local market and cook an amazing Indonesian meal for lunch.





Workshops

Silver Art Making and Kotagede Walking Tour

Kotagede regency is located in the south-east of Yogyakarta city and is well-known for its silversmiths. Students will have the opportunity to learn the process of silver-making and make their own silver craft. After the workshop, students will stroll the area to see the beautiful buildings which show the mixture of Dutch and Javanese architecture.

Batik

Batik is the technique of wax-resist dyeing applied to cloth. Students will have the opportunity to create their own piece of batik, including designing their own pattern.

Jamu (Traditional Herbal Drink)

Jamu is one of the trademarks of Javanese culture. It is believed that drinking jamu regularly will keep our body in its best shape. The students will learn how to make different kinds of jamu and their respective advantages and even get to try it.

Wayang Puppet Making

Wayang, or Ringgit, is a Javanese word for shadow puppet theater which is usually accompanied by a gamelan orchestra. The students will be taught to make a simple wayang puppet by the experts and some simple performance techniques.

Temples

Borobudur

Borobudur is a 9th-century Mahayana Buddhist temple located in Magelang, East Java. It is a UNESCO World Heritage Site and the largest Buddhist temple in the world.

Prambanan

Prambanan is a 9th-century Hindu temple compound located in Central Java, Indonesia. The temple, being the biggest Hindu temple in Indonesia, is listed as a UNESCO World Heritage Site.

Ratu Boko

Ratu Boko is an archaeological site which looks more like a palace than a temple, with remnants of fortified walls and a dry moat as a defense structure. The site is located on a plateau, around 3 km south of Prambanan Temple, and has a breath-taking panorama at sunset.

Plaosan

Plaosan is a Buddhist temple located in Bugisan village, Prambanan District, Central Java. This temple is surrounded by lush fields of rice, banana and corn which provide beautiful views.

Historical

Imogiri Royal Cemetery

Imogiri Royal Cemetery is a well-preserved legacy of Indonesian kingdoms past. Located at the top of a hill with stunning views below, students will have the opportunity to dress-up in traditional Javanese clothing and tour the cemetery grounds.

Keraton and Taman Sari

Visiting the Keraton, the palace where the Sultan lives, and Taman Sari, a site of a former royal garden of the Sultanate of Yogyakarta locating about 2 km south within the grounds of the Keraton, can be an awesome choice to escape a bit from the city crowd while learning the history of Yogyakarta from the experts.

One full day combination

This option is a combination of a few trips and workshops.

Kebon Agung Village Tour: *Rice planting, Batik and pottery making*

Students will have the opportunity to plant paddy in a traditional way, make Batik and try their hand at pottery in a village just outside Yogyakarta city.

Tembi Tour: *Cooking class, Gamelan and/or traditional dance class*

The Tembi Tour involves a cooking class, gamelan workshop and a traditional dance class, all guided by experts.

Trekking: *Gunung Purba trekking trip*

Gunung Purba is a dormant volcano located around 20 km outside Yogyakarta city. Students will trek to reach the peak (reachable in about 1 hour) and see the mesmerizing view from the top.

***Cave tubing:** *Trekking and mini rafting*

Students will tube down the Kali Suci river and through spectacular cave systems, combining caving and body rafting.

**This option can only be selected if all tour participants have adequate travel insurance covering adventure and water sport activities.*

Solo Tour: *Train, language activity, Sultan's palace and traditional market*


If you'd like to explore outside of Yogyakarta, Solo will be the perfect place to go. Students will travel to Solo by train (1 hour), complete a language activity, visit the Sultan's palace and a traditional market.


Weekend away

This option takes about 2-3 days

Village study: *Trekking, overnight stay at the village, Merapi Jeep tour*

This field trip includes trekking, an overnight stay at the village where you can learn about local culture and norms, and also the Merapi lava tour.





Sample Itinerary

The tours are designed to be as flexible as possible. Schools are free to select field trips and school visits from the list of options provided. Timetables for teaching may also be shuffled around. ACICIS recommends using the following as a template to start with. The ACICIS Tour Program Coordinator can then work with each school to fine tune preferences and advise on any issues that may constrain choices (weather, school holidays, religious holidays etc). A detailed itinerary will be provided once field trips, school visits and timetables have been scheduled.

On the right is a sample itinerary for a seven day tour.



DAY
1

Day one is an arrival day. Groups will be met by ACICIS staff at Yogyakarta's airport and accompanied to their respective accommodation locations.

DAY
2

Day two will commence with an opening ceremony at Universitas Sanata Dharma (USD). The acara pembukaan is a very standard part of any Indonesian function and a learning experience in itself. After the opening, students will be introduced to their tutors, and then commence the first of their language classes. We will endeavour to sort students into the correct level prior to arrival, but changes may be made upon first hand evaluation of abilities by USD teaching staff. Groups are free to select the preferred field trip for the afternoon, with the proviso that it is within the city limits, as we will conduct a downtown tour in the evening.

DAY
3

Day three commences with a school visit (selected by the group according to preferred activities). Lunch will be provided at the school. Language classes and the first of the tutorial sessions are scheduled for the afternoon.

DAY
4

Day four commences with a field trip outside of the city in order to introduce students to a non-urban environment. It is scheduled for the morning to take advantage of cooler temperatures/dry conditions. The afternoon involves a language class and tutorial session.

DAY
5



Day five starts with a language class followed by a tutorial session. A field trip is scheduled for the afternoon. Dinner is provided at the guesthouse, although groups are free to organize dinner elsewhere. Please just inform the guesthouse early in the day.

DAY
6

This is the final day for language classes, which will be followed by a fun closing ceremony at the language institute. The afternoon is cleared for free time activities. A farewell dinner will be organized upon request.

DAY
7

Groups will depart in the morning from Yogyakarta airport.



WACE Approved

ACICIS School Tours can be counted towards a student's WACE (Western Australia Certificate of Education) as an Off-Campus Enrichment Program. This counts for one unit on a student's Statement of Student Achievement. For more information or a template for assessment, please contact the ACICIS Secretariat.



Security and Safety (Risk Management)

ACICIS regards the safety and security of our students 'in-country' as our first priority. There are several factors which make ACICIS confident about the security of in-country participants:

- ☒ ACICIS has a comprehensive risk management plan for Yogyakarta that is regularly updated. ACICIS staff are on 24 hour call to manage any emergency and/or health-related issues whilst tours are in progress.
- ☒ ACICIS will cooperate with schools who wish to design a separate risk management plan for their group. Schools are encouraged to discuss any aspects of risk management with ACICIS prior to departure.
- ☒ ACICIS has offices in Yogyakarta and Perth with staff who are available at any time in case of emergency.
- ☒ ACICIS staff can all speak Indonesian and ACICIS has almost 20 years' experience hosting students in Indonesia.
- ☒ The ACICIS Resident Director is designated by the Australian Embassy in Jakarta as the local 'community warden' for Yogyakarta, and is able to contact the Embassy Security Officer directly. The Resident Director also keeps ACICIS participants informed by email or SMS of any security bulletins from the Australian Embassy or ACICIS security advice.
- ☒ Each tour group will have its own dedicated English-speaking, in-country Program Officer, who will be with them each day for the whole tour.
- ☒ All Australian participants on ACICIS programs must register their itinerary with DFAT.
- ☒ All participants must have a mobile phone in Indonesia to enable them to communicate easily in emergencies. ACICIS will provide a local SIM card for participants to use.
- ☒ All participants must possess appropriate travel insurance.
- ☒ All participants need to carefully consider health matters before departure. ACICIS does not offer specific advice but rather offers a general summary of health matters, and what to watch out for.



How to Book a School Tour

1 Review the information on our website

Including costs, tour components, field trips and the sample itinerary and get an idea of what you would like your school tour to look like. You can also request an ACICIS School Tour brochure by emailing enquiries@acicis.edu.au

2 Complete an online Enquiry Form

When you are ready to start inquiring, please complete the online Enquiry Form and we will get back to you within 5 business days. If you have additional questions you can also contact us in the Secretariat.



3 Draft Itinerary

Once you've completed the Enquiry Form, the Secretariat will refer you on to our Study Tour Coordinator in Yogyakarta who will provide you with a draft itinerary based on your requests (specific details regarding accommodation and fieldtrips cannot be provided at this stage).

4 Confirm your tour

When you are ready to lock in dates for the tour, contact the ACICIS Secretariat who will draw up an invoice for the deposit (non-refundable). Once the deposit has been paid, your tour will be booked in. From this point you will continue to work with the Study Tour Coordinator until you are happy with your itinerary. You can continue to request changes to the itinerary up to 4 weeks before departure.

5 Welcome Pack

Once your deposit has been received* the Secretariat will send you a welcome pack with the important information you will need for your tour, including including a timeline for the pre-departure process, as well as your revised draft itinerary.

** We need to receive the deposit no later than 10 weeks prior to the tour commencement to ensure sufficient time to make bookings on your behalf*

6 Pre-departure email

Leading up to your tour, we will send through some pre-departure emails which will include information for you about the tour, including logistics, language assessment, visa forms details and more.



7 Passports

Everyone travelling to Indonesia on an ACICIS School Tour will need to have a passport with 7 months validity beyond the tour start date.

Passport and visa form scans will be required to be sent at least 8 weeks prior to departure in order for the necessary single-entry visitor visa to be obtained for your tour.



8 Balance of fees

The balance of fees is due 4 weeks prior to the tour commencement. This means student and staff numbers need to be confirmed around 6 weeks prior to tour commencement so the invoice can be drawn up.



9 Flight details and insurance information

These need to be sent to the ACICIS Secretariat 8 weeks prior to departure as part of the visa process.

It will also ensure that we can arrange your airport pick-up

10 Sit back, relax and enjoy your tour!

Everything has been organised, so you can enjoy the tour.





ACICIS
Study Indonesia